

NEW

TRAIN DETECTION WARNING SYSTEM

at this level
crossing



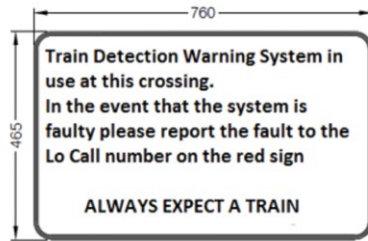
ALWAYS EXPECT A TRAIN

Iarnród Éireann has installed a train detection warning system at a level crossing which is known as a Decision Support System (DSS).

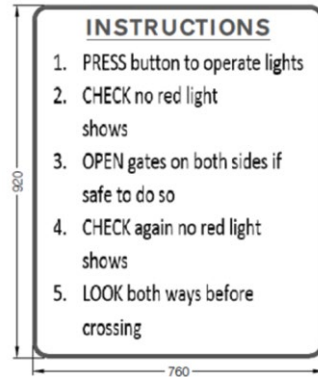
The following is a brief description of the functionality of the equipment at the level crossing: a DSS equipped with an On-Demand configuration.

The objective of Decision Support Systems (DSS) at user worked level crossings is:

- (i) to provide you with improved information about the approach of trains, and
- (ii) to assist you with your determination of when it is not safe to cross.


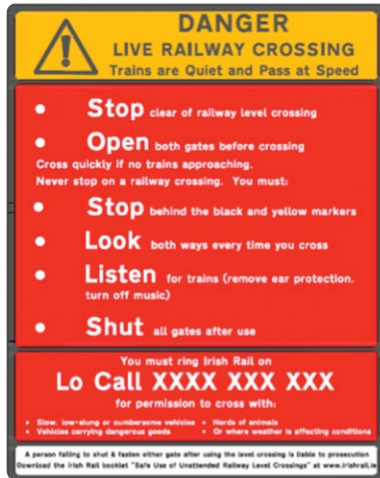


Sign Type 1



Sign Type 2

The normal "Live Railway Crossing" sign will normally be placed on the left hand approach.



RED IS FOR STOP

ORANGE IS FOR GO

Level crossing gates will remain in position and must be operated in compliance with current arrangements.

This system is not intended to assist level crossing users with movements of slow, heavy, low slung and cumbersome vehicles or herds of animals across the railway line.

You should continue to make special arrangements with Irish Rail for such movements.



Inside the gates, a set of indicator lights are placed (normally on the right hand approach) on either side of the railway at a safe distance from the track.

For On-Demand configuration the On-Demand Button is contained within the housing of the light unit.


Further instructions are provided on light unit (see right).





- 1. ORANGE LIGHT AND NO AUDIO WARNING TONE – THIS MEANS: NO TRAIN DETECTED**
- 2. RED LIGHT WITH AUDIO WARNING TONE – THIS MEANS: TRAIN DETECTED – (ARRIVAL WITHIN SECONDS)**

Based on this information you can make an informed decision about crossing over the railway line.



NEVER CROSS THE RAILWAY LINE WHEN THE INDICATOR LIGHT IS RED

In the event of a fault (i.e. where no red or orange indication light shows or where no audio warning tone sounds), before crossing over the railway line, you must follow the instructions on the red “Live Railway Crossing” sign.

Even when the DSS is dormant, the On-Demand Button will be lit by a ring of small blue lights (LEDs).



NEVER STOP OR DELAY ON THE RAILWAY TRACKS, ALWAYS CROSS OVER THE RAILWAY LINE QUICKLY



RED IS FOR STOP

ORANGE IS FOR GO

