



10th November 2021

E-Mail: [REDACTED]

Re: FOI Request Response [IE_FOI_523]

Dear [REDACTED],

I refer to your request dated 19th October 2021 made under the Freedom of Information Act 2014, which was received on that day seeking records held by Iarnród Éireann.

Request:

- *PDF copy of Iarnród Éireann's current branding guidelines*
- *PDF copies of the rolling stock livery guidelines*

I, [REDACTED], have now made a final decision to grant your request on 10th November 2021.

You have sought access to the records as listed above and I consider this an appropriate form of access in this case. Accordingly, a copy of the records is now attached including a copy of the schedule to these records.

Rights of appeal

In the event that you are not happy with this decision you can make an appeal in relation to this matter, you can do so by writing to the FOI Unit, Corporate Communications, Iarnród Éireann Irish Rail, Connolly Station, Amiens St, Dublin 1 or by e-mail to foi@irishrail.ie. You should make your appeal within 4 weeks (20 working days) from the date of this notification, where a day is defined as a working day excluding, the weekend and public holidays, however, the making of a late appeal may be permitted in appropriate circumstances.

The appeal will involve a complete reconsideration of the matter by a more senior member of the staff of this body.

Should you have any questions or concerns regarding the above, please contact the FOI Officer on 01, 7034293.

Yours sincerely,

FOI Decision Maker, Commercial Department.

Freedom of Information Request:
Schedule of Records for **IE_FOI_523** : Summary for Decision Making

Record No.	Date of Record	Brief Description	No. of Pages	Decision: Grant/Part Grant/Refuse	Section of Act if applicable	Record Edited/Identify Deletions
1	~	Branding	1	Grant		
2	~	201 Locomotive 11083-001	1	Grant		
3	~	201 Locomotive 11083-007	1	Grant		
4	~	201 Locomotive 555510-013	1	Grant		
5	~	201 Locomotive 8557684P3	1	Grant		
6	~	2200 555510-006	1	Grant		
7	~	2200 555510-007	1	Grant		
8	~	2200 555510-008	1	Grant		
9	~	2200 555510-009	1	Grant		
10	~	FMP00753__22000_DMU_PAINTING-DECALS__ARRANGEMENT_COLOR_SCHEME_EXTERIOR_(A1)	1	Grant		
11	~	FMP00754__22000_DMU_PAINTING-DECALS__EXTERIOR_COLOUR_SCHEME_A2	1	Grant		
12	~	FMP00755__22000_DMU_PAINTING-DECALS__EXTERIOR_COLOUR_SCHEME_A3	1	Grant		
13	~	FMP00756__22000_DMU_PAINTING-DECALS__EXTERIOR_COLOUR_SCHEME_B	1	Grant		
14	~	2900 23083-003	1	Grant		
15	~	2900 23183-001	1	Grant		
16	~	2900 23283-001	1	Grant		
17	~	De Dietrich 2619-90-301p2	1	Grant		
18	~	De Dietrich 2620-90-301p2	1	Grant		
19	~	De Dietrich 2621-90-301p3	1	Grant		
20	~	De Dietrich 2621-90-302P2	1	Grant		
21	~	De Dietrich 2621-90-303P2	1	Grant		
22	~	De Dietrich 2622-90-301p2	1	Grant		
23	~	De Dietrich 8557684P3	1	Grant		
24	~	De Dietrich 8557689p2	1	Grant		
25	~	De Dietrich 8557691P2	1	Grant		
26	~	De Dietrich 8557692P2	1	Grant		
27	~	Mark IV 555510-010	1	Grant		

28	~	Mark IV 555510-011	1	Grant		
29	~	Mark IV 555510-012	1	Grant		
30	~	E.25.58.002.00__MK4__STANDARD_AND_FIRST_CLASS__PAINTING__PAINTING_EXTERIOR_1ST_CLASE	1	Grant		
31	~	E.25.58.501.00__MK4__STANDARD_AND_FIRST_CLASS__PAINTING__PAINTING_EXTERIOR_STANDARD	1	Grant		
32	~	E.26.58.001.00__MK4__GENERATOR_CAR__PAINTING__EXTERIOR_PAINTING_GC_1_OF_2	1	Grant		
33	~	E.26.58.001.00__MK4__GENERATOR_CAR__PAINTING__EXTERIOR_PAINTING_GC_2_OF_2	1	Grant		
34	~	E.27.58.001.00__MK4__CATERING_CAR__PAINTING__PAINTING_EXTERIOR_CC	1	Grant		

Iarnród Éireann Logo variations



This version of the IÉ logo, set against a white or transparent background is primarily for use in print and digital applications.



This version of the IÉ logo, set against a light grey background is primarily for use as livery on the long distance trains.



This version of the IÉ logo, set against a navy blue background is primarily for use as livery on commuter distance trains.



This version of the DART logo, set against a mid-green background is primarily for use as livery.

Primary colour palette

The primary corporate colour palette is used mainly for livery but can also be used for communications in both print and digital applications.

PMS 144	PMS 109	PMS 369	PMS 275	PMS Black	PMS 428
Cyan 0	Cyan 0	Cyan 73	Cyan 73	Cyan 0	Cyan 10
Magenta 48	Magenta 10	Magenta 0	Magenta 0	Magenta 14	Magenta 4
Yellow 100	Yellow 100	Yellow 100	Yellow 100	Yellow 50	Yellow 4
Black 0	Black 0	Black 0	Black 0	Black 100	Black 14
Red 239	Red 247	Red 88	Red 24	Red 0	Red 215
Green 160	Green 227	Green 166	Green 13	Green 0	Green 217
Blue 0	Blue 0	Blue 24	Blue 61	Blue 0	Blue 219
Web DE8703	F7D417	58A618	180D3D	000000	C9C9C4

Typography

The corporate font is Brunel. This font comes in four weights. "Positive" regular and bold is for use on a light or transparent background. "Negative" regular and bold is for use on a dark background. Brunel Positive is for use as a headline font only.

Helvetica should be used as the corporate bodycopy font where possible. If Helvetica is not available, it's nearest equivalent is Arial.

Brunel Positive Bold
ABCDEFGHIJKLMNOPQRSTUVWXYZ
abcdefghijklmnopqrstuvwxyz 1234567890

Brunel Positive Regular
ABCDEFGHIJKLMNOPQRSTUVWXYZ
abcdefghijklmnopqrstuvwxyz 1234567890

Brunel Negative Bold
ABCDEFGHIJKLMNOPQRSTUVWXYZ
abcdefghijklmnopqrstuvwxyz 1234567890

Brunel Negative Regular
ABCDEFGHIJKLMNOPQRSTUVWXYZ
abcdefghijklmnopqrstuvwxyz 1234567890

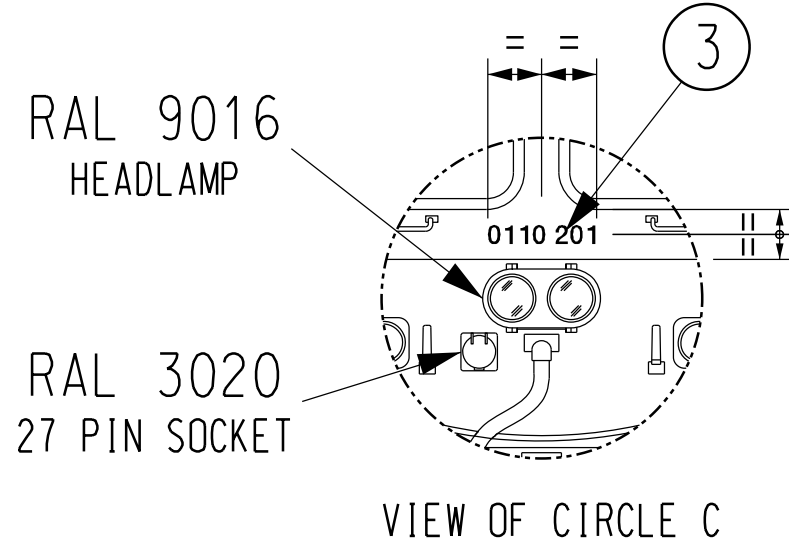
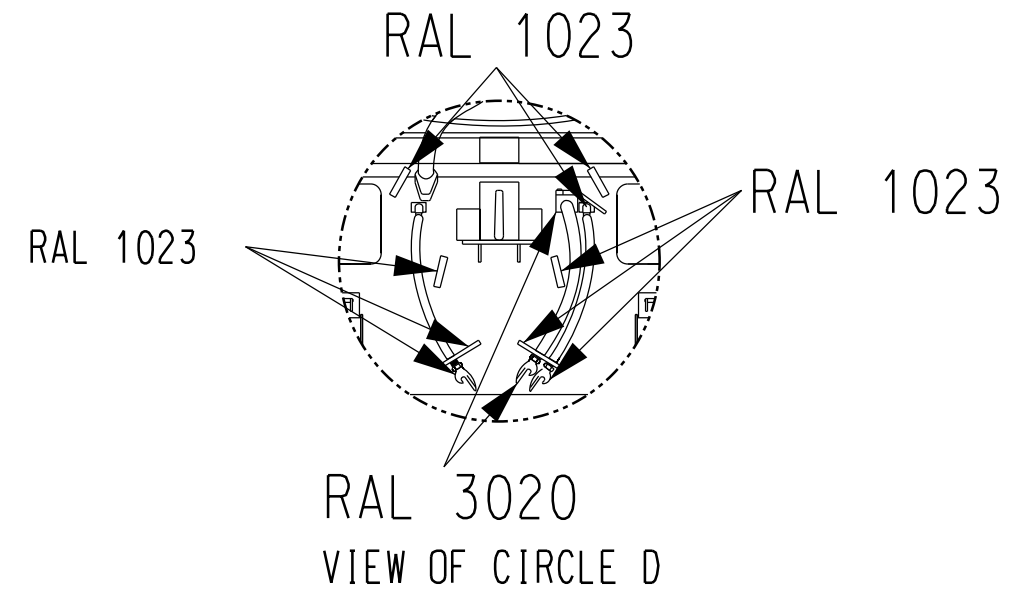
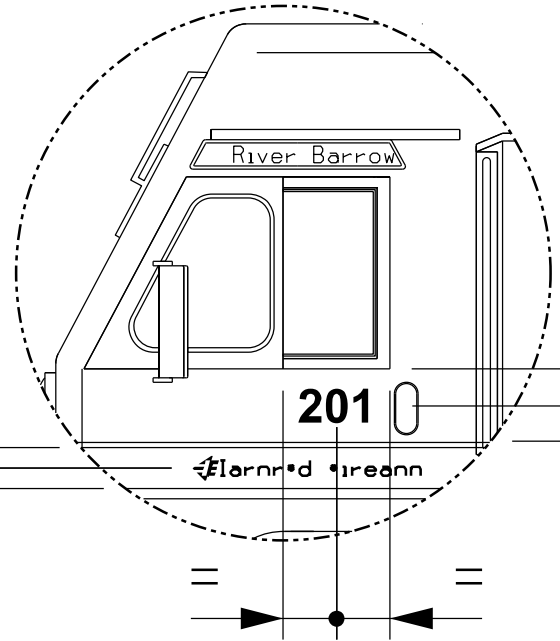
Helvetica Neue Bold
ABCDEFGHIJKLMNOPQRSTUVWXYZ
abcdefghijklmnopqrstuvwxyz 1234567890

Helvetica Neue Regular
ABCDEFGHIJKLMNOPQRSTUVWXYZ
abcdefghijklmnopqrstuvwxyz 1234567890


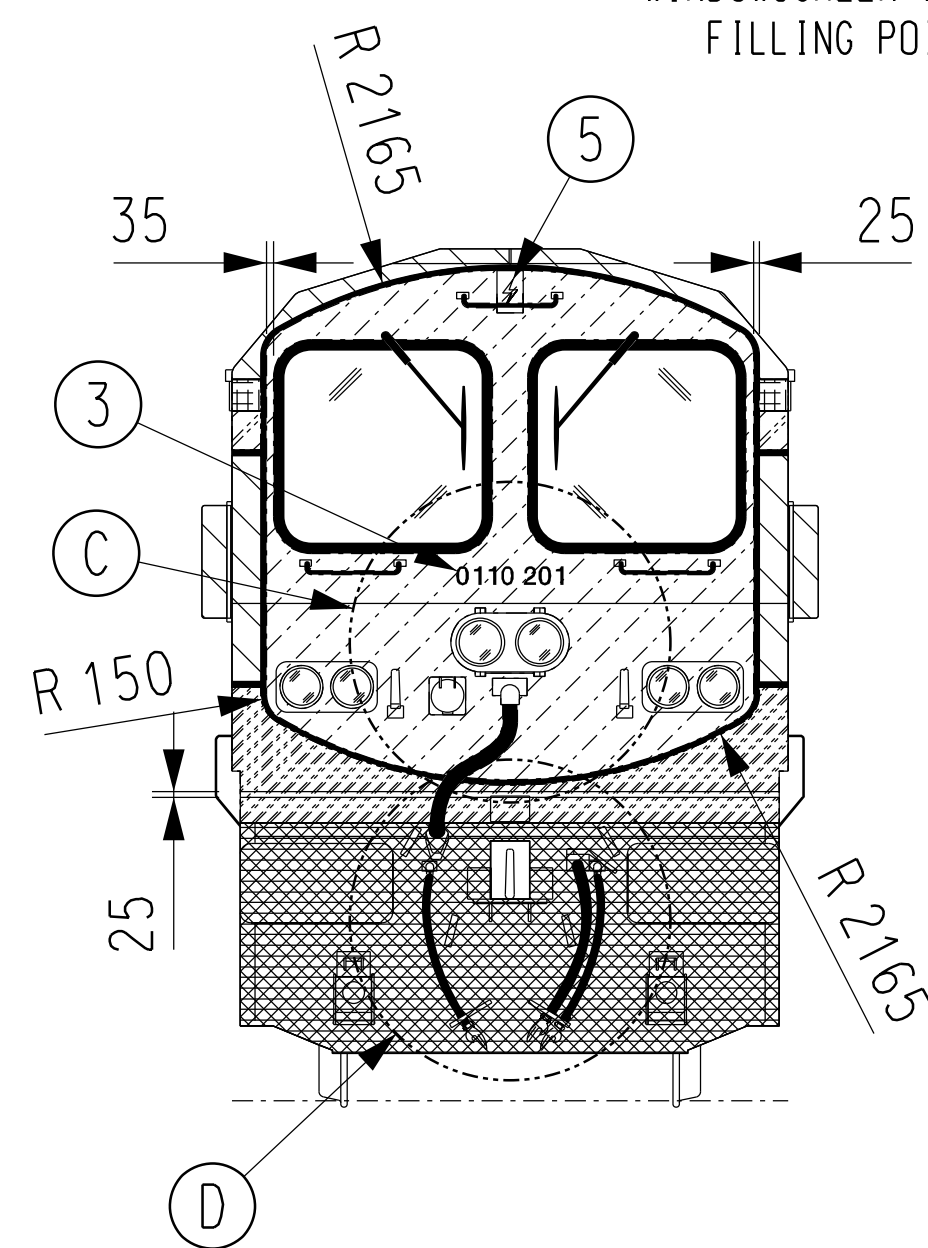
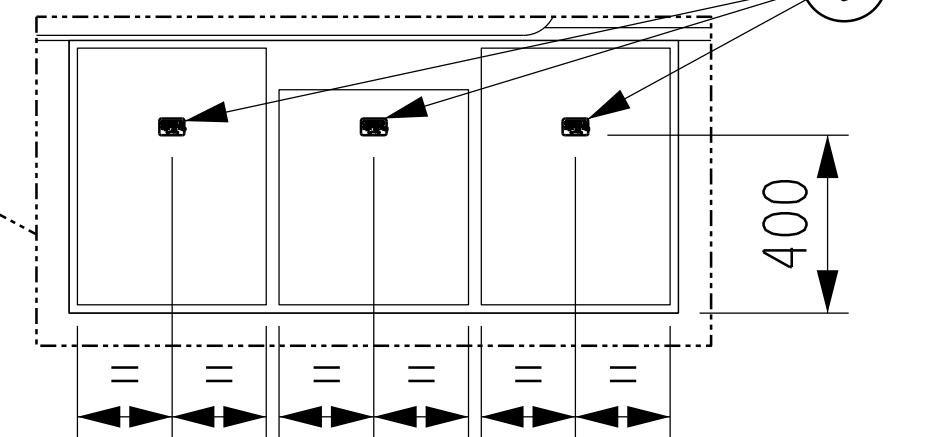

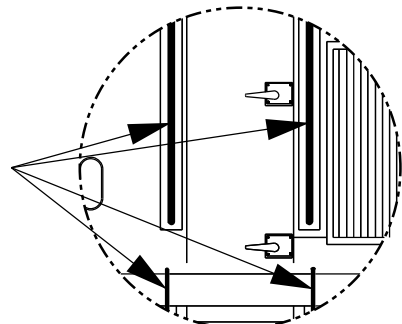
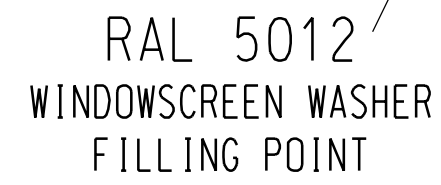
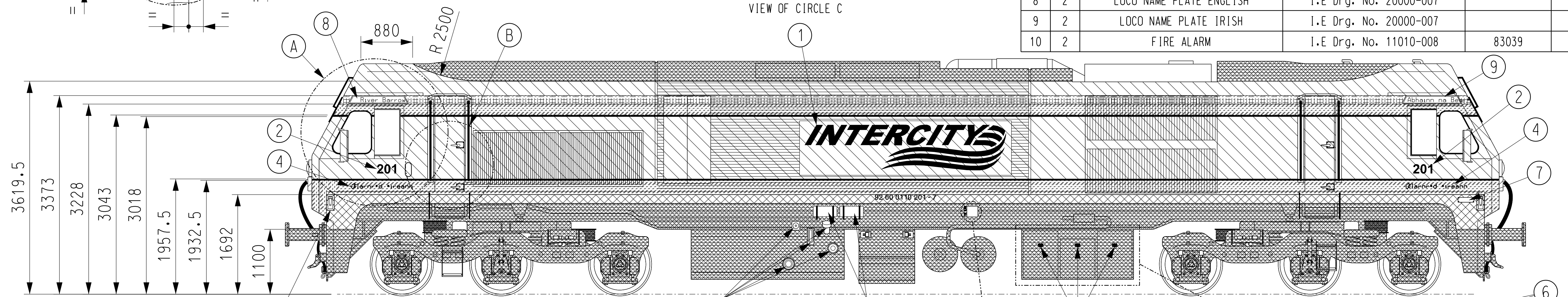
Arial Bold
ABCDEFGHIJKLMNOPQRSTUVWXYZ
abcdefghijklmnopqrstuvwxyz 1234567890

Arial Regular
ABCDEFGHIJKLMNOPQRSTUVWXYZ
abcdefghijklmnopqrstuvwxyz 1234567890

DRAWING NUMBER
11083 - 001


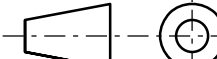



ITEM	ASSY QTY	DESCRIPTION	MATERIAL SPEC.	SAP CODE	Wt.kg.
1	2	INTERCITY LOG	I.E Drg. No. 553300-1089	86190	
2		FLEET NUMBER BODY SIDE	SEE NOTE 1		
3		FLEET NUMBER CAB FRONT	SEE NOTE 1		
4	4	IARNROD EIREANN LOGO	I.E Drg. No. 553300-1090	86191	
5	2	ELECTRIFICATION NOTICE DECAL	I.E Drg. No. 555559-032	53786	
6	3	DANGER HIGH VOLTAGE DECAL	I.E Drg. No. 20000-022	65052	
7	2	MANUFACTURERS NAME PLATE			
8	2	LOCO NAME PLATE ENGLISH	I.E Drg. No. 20000-007		
9	2	LOCO NAME PLATE IRISH	I.E Drg. No. 20000-007		
10	2	FIRE ALARM	I.E Drg. No. 11010-008	83039	



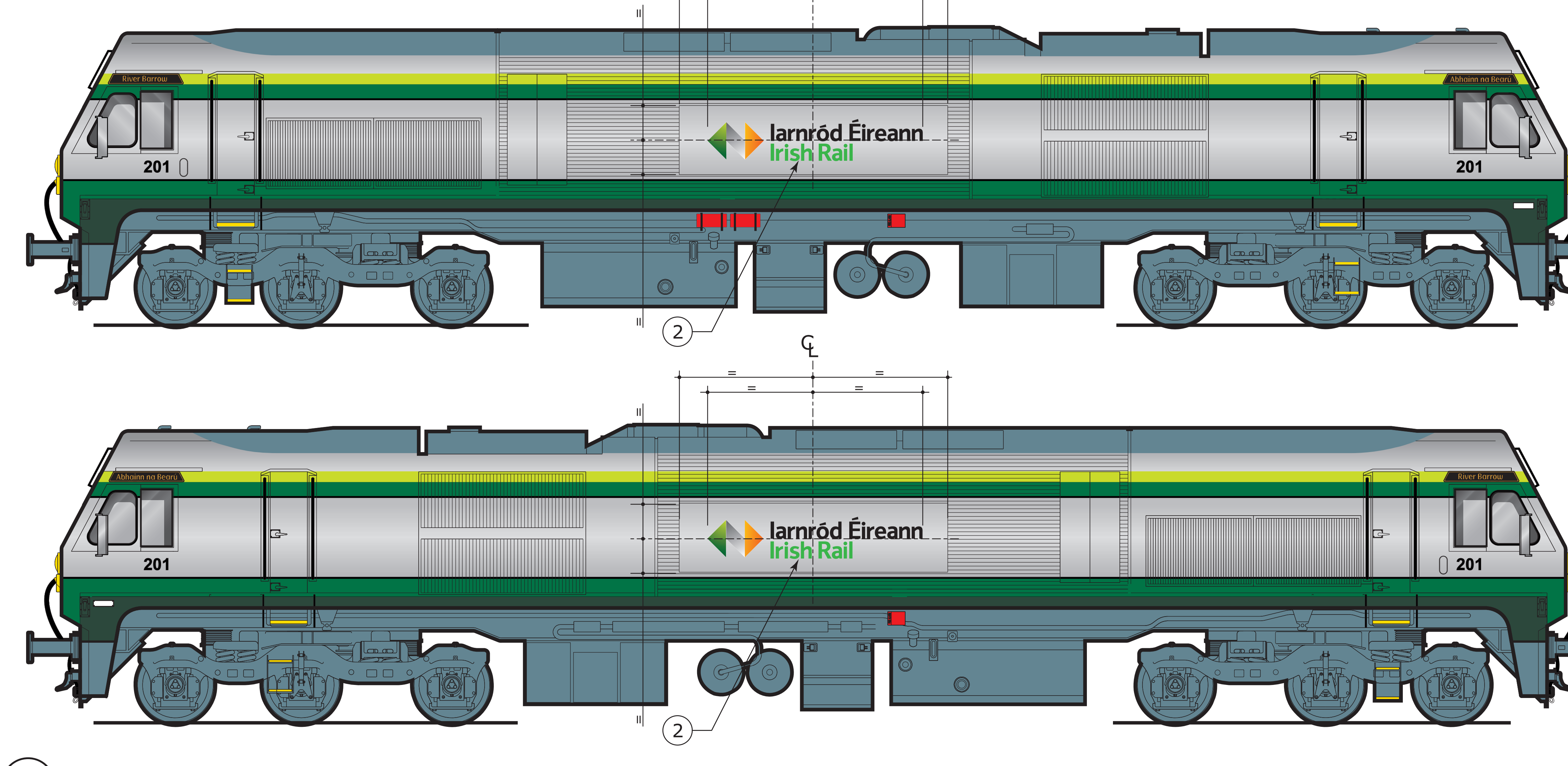
COLOUR SPECIFICATION



C	Redrafted in MicroStation & Items No.2, 3, 6, & 10 updated				J.DOYLE	G.Duffy	06/05/11	11-0043	
B	Width of yellow around window increased from 25mm				F.Golden	G.Duffy	14/12/04	04-0121	
A	An extra radius as added to the bottom of the yellow front on the locomotive				F.Golden	G.Duffy	03/12/04	04-0121	
MOD	GRID REF	DESCRIPTION				DRAWN	C'ED.	DATE	ER No.
<div>Dimension without tolerance should be kept within the following limits</div> <div>0 to 5 : ± 0.1</div> <div>5 to 100 : ± 0.2</div> <div>100 to 250 : ± 0.5</div> <div>250 to 500 : ± 1.0</div> <div>from 500 : ± 1.5</div>		DRAWN	F.GOLDEN	TITLE	201 CLASS LOCO		ER No.		04 - 0121
		CHECKED	G.DUFFY	SUB TITLE	MISCELLANEOUS		DRAWING NUMBER		
		AUTHORIZED	S.COSTELLO	SUBJECT	EXTERIOR PAINTING & MARKINGS		11083 - 001		
		DATE	21/09/04	NEW INTERCITY - EXTERIOR PAINTING & LETTERING DIAGRAM					
		SCALE	1:50						
<div>Technical Services</div> <div>Inchicore Works,</div> <div>Dublin 8</div> <div>Phone No. 703 3784</div> <div>Fax No. 453 7329</div>		<input checked="" type="checkbox"/> SURFACE TEXTURE Ra VALUE		11083 - 001		SHEET		OF	
						1	1		
		WELDING TO ISO 2553				 Iarnród Éireann Irish Rail		ISSUE No.	
		LOCATION		INDEX					
				4		462			
 Copyright Iarnród Éireann All rights reserved.									

110	201 LOCO	
PREFIX	VEHICLE	Veh. Qty.

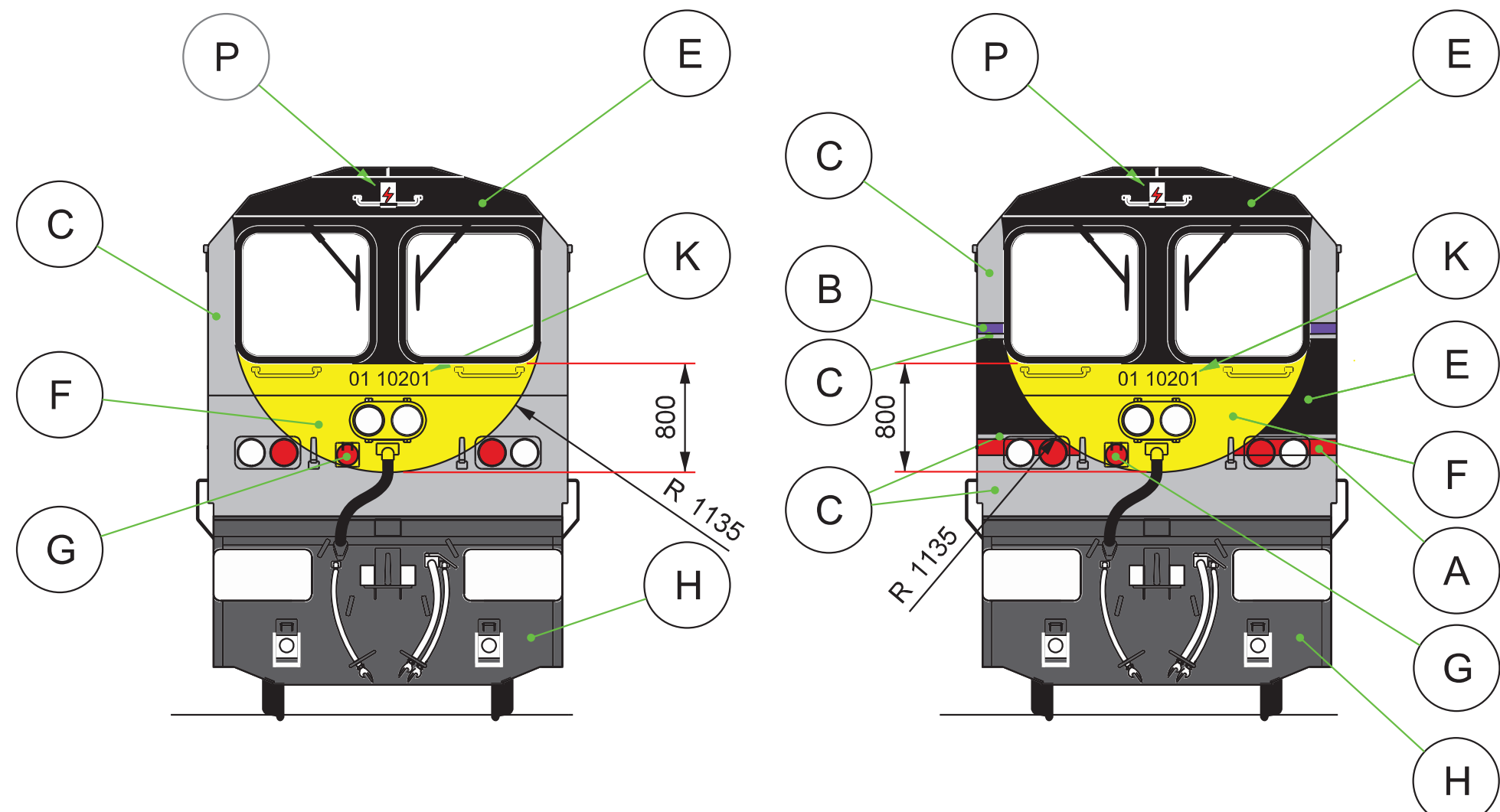
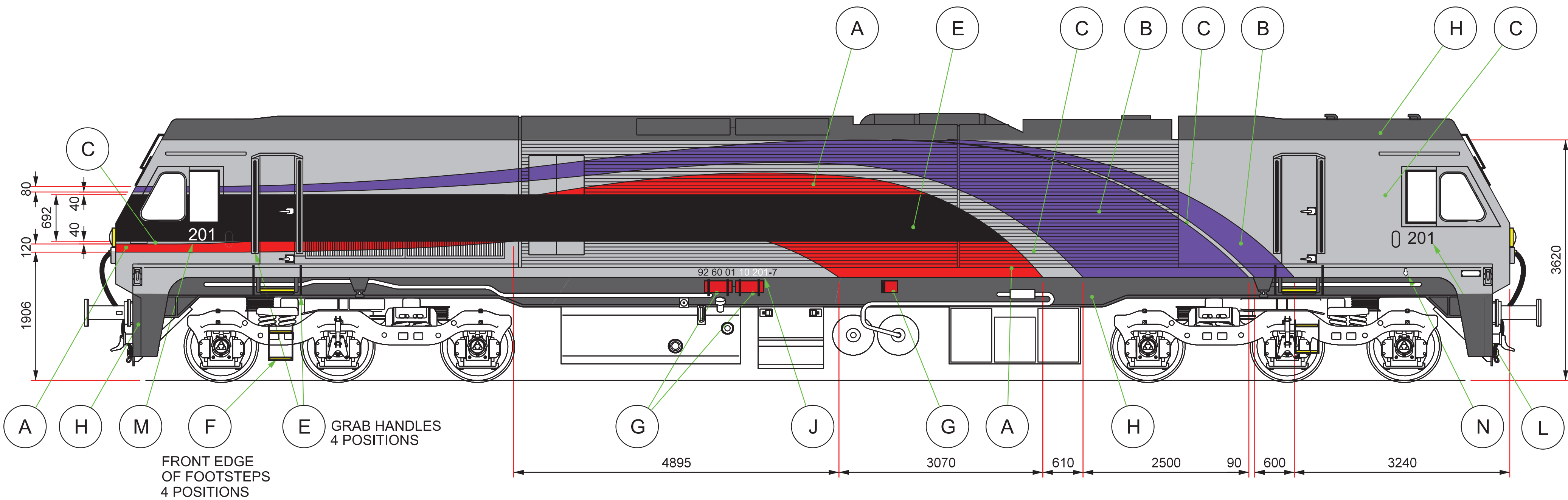
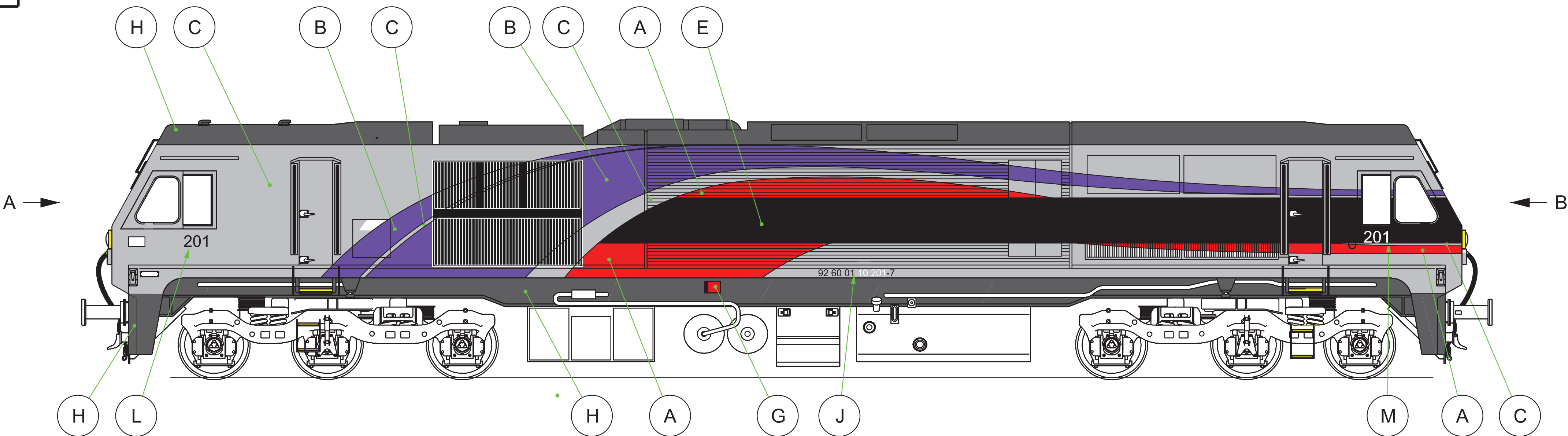
D		12 & 7 DIGIT NUMBER ADDED. NOTE 1 ADDED.	J. MAGUIRE	P. CURRAN	9-5-16	04-0121
MOD	GRID REF	DESCRIPTION	DRAWN	C'ED.	DATE	ER No.

10		9		8		7		6		5		4		3		2		1																																																																																																																																																																																																																															
DRAWING NUMBER 555510/013																		PREFIX 5555		VEHICLE Standard Parts		Veh. Qty. As Req.																																																																																																																																																																																																																											
																																																																																																																																																																																																																																																	
<table><tr><th colspan="2"></th><th colspan="2">MOD</th><th colspan="2">GRID REF</th><th colspan="8">DESCRIPTION</th><th colspan="2">DRAWN</th><th colspan="2">C'ED.</th><th colspan="2">DATE</th><th colspan="2">ER No.</th></tr><tr><td colspan="2"></td><td colspan="2"></td><td colspan="2"></td><td colspan="8">Dimension without tolerance should be kept within the following limits 0 to 5 : ± 0.1 5 to 100 : ± 0.2 100 to 250 : ± 0.5 250 to 500 : ± 1.0 from 500 : ± 1.5</td><td colspan="2">DRAWN G.Duffy</td><td colspan="2">TITLE Standard Multiple Parts</td><td colspan="2">ER No.</td><td colspan="2">12-090</td></tr><tr><td colspan="2"></td><td colspan="2"></td><td colspan="2"></td><td colspan="8"></td><td colspan="2">CHECKED P.Curran</td><td colspan="2">SUB TITLE Exterior Installations</td><td colspan="2">DRAWING NUMBER</td><td colspan="2"></td></tr><tr><td colspan="2"></td><td colspan="2"></td><td colspan="2"></td><td colspan="8"></td><td colspan="2">AUTHORIZED S.Costello</td><td colspan="2">SUBJECT Arrangements, Details and Fittings</td><td colspan="2"></td><td colspan="2"></td></tr><tr><td colspan="2"></td><td colspan="2"></td><td colspan="2"></td><td colspan="8"></td><td colspan="2">DATE 6/12/12</td><td colspan="2" rowspan="3">201 Locomotive Bodyside Logo Location</td><td colspan="2">555510/013</td><td colspan="2"></td></tr><tr><td colspan="2"></td><td colspan="2"></td><td colspan="2"></td><td colspan="8"></td><td colspan="2">SCALE 1:70</td><td colspan="2"></td><td colspan="2"></td></tr><tr><td colspan="2"></td><td colspan="2"></td><td colspan="2"></td><td colspan="8"></td><td colspan="2">SURFACE TEXTURE Ra VALUE</td><td colspan="2"></td><td colspan="2"></td></tr><tr><td colspan="2"></td><td colspan="2"></td><td colspan="2"></td><td colspan="8"></td><td colspan="2">WELDING TO ISO 2553</td><td colspan="2"></td><td colspan="2"></td><td colspan="2"></td><td colspan="2"></td></tr><tr><td colspan="2"></td><td colspan="2"></td><td colspan="2"></td><td colspan="8"></td><td colspan="2">Technical Services Inchicore Works, Dublin 8, Ph No 703 3784 Fax. No. 453 7329</td><td colspan="2"></td><td colspan="2"></td><td colspan="2"></td><td colspan="2"></td></tr><tr><td colspan="2"></td><td colspan="2"></td><td colspan="2"></td><td colspan="8"></td><td colspan="2">Copyright Iarnród Éireann All rights reserved.</td><td colspan="2"></td><td colspan="2"></td><td colspan="2"></td><td colspan="2"></td></tr></table>																						MOD		GRID REF		DESCRIPTION								DRAWN		C'ED.		DATE		ER No.								Dimension without tolerance should be kept within the following limits 0 to 5 : ± 0.1 5 to 100 : ± 0.2 100 to 250 : ± 0.5 250 to 500 : ± 1.0 from 500 : ± 1.5								DRAWN G.Duffy		TITLE Standard Multiple Parts		ER No.		12-090																CHECKED P.Curran		SUB TITLE Exterior Installations		DRAWING NUMBER																		AUTHORIZED S.Costello		SUBJECT Arrangements, Details and Fittings																				DATE 6/12/12		201 Locomotive Bodyside Logo Location		555510/013																		SCALE 1:70																				SURFACE TEXTURE Ra VALUE																				WELDING TO ISO 2553																								Technical Services Inchicore Works, Dublin 8, Ph No 703 3784 Fax. No. 453 7329																								Copyright Iarnród Éireann All rights reserved.									
		MOD		GRID REF		DESCRIPTION								DRAWN		C'ED.		DATE		ER No.																																																																																																																																																																																																																													
						Dimension without tolerance should be kept within the following limits 0 to 5 : ± 0.1 5 to 100 : ± 0.2 100 to 250 : ± 0.5 250 to 500 : ± 1.0 from 500 : ± 1.5								DRAWN G.Duffy		TITLE Standard Multiple Parts		ER No.		12-090																																																																																																																																																																																																																													
														CHECKED P.Curran		SUB TITLE Exterior Installations		DRAWING NUMBER																																																																																																																																																																																																																															
														AUTHORIZED S.Costello		SUBJECT Arrangements, Details and Fittings																																																																																																																																																																																																																																	
														DATE 6/12/12		201 Locomotive Bodyside Logo Location		555510/013																																																																																																																																																																																																																															
														SCALE 1:70																																																																																																																																																																																																																																			
														SURFACE TEXTURE Ra VALUE																																																																																																																																																																																																																																			
														WELDING TO ISO 2553																																																																																																																																																																																																																																			
														Technical Services Inchicore Works, Dublin 8, Ph No 703 3784 Fax. No. 453 7329																																																																																																																																																																																																																																			
														Copyright Iarnród Éireann All rights reserved.																																																																																																																																																																																																																																			
2		2		Locomotive Bodyside Company Logo						555500/920																																																																																																																																																																																																																																							
1		—		Location																																																																																																																																																																																																																																													
ITEM		ASSY QTY		DESCRIPTION		MATERIAL SPEC.		DWN./CAT.No.		Wt.kg.																																																																																																																																																																																																																																							
10		9		8		7		6		5		4		3		2		1																																																																																																																																																																																																																															

DRAWING No.
ITL - C0 - 8557684
USED ON:

Uncontrolled Drawing - Issued by the Drawing & Design Office - 20/10/2021

ISSUE	GRID REF	ALTERATION
P1		FIRST ISSUE FOR ITL TASK No.T29367
P2		LIVERY LINES AMENDED
P3		NOTE 4 ADDED. DRAFT REMOVED. ITL TASK T29367.



VIEW ON ARROW A

VIEW ON ARROW B

01 ENTERPRISE LIVERY CLASS 201 LOCO

NOTES

1. ALL EXTERIOR PAINT TO BE HIGH GLOSS 85% MEASURED WITH 60° HEAD ANGLE.
2. ANTI-GRAFFITI PAINT PROTECTION TO BE USED ON ALL SURFACES.
3. ALL EXISTING WARNING AND SAFETY LABELS TO BE RETAINED.
4. FOR LIVERY LINE DETAILS SEE ITL-C0-8557691 & 8557692.

THE TOLERANCE ON DIMENSIONS FOR WHICH NO LIMITS ARE GIVEN SHALL BE AS SHOWN BELOW

NOMINAL SIZE	OVER TO	0	6	30	120	400	1000
MACHINED		±0.2	±0.5	±0.8	±1.2	±2	±3
FABRICATED		±1	±1	±1.5	±2	±3	±4

PROJECTION



DO NOT SCALE

UNLESS OTHERWISE STATED:
SCREW THREADS ARE TO BS3643 CL 6H/6g.
MACHINED SURFACES TO BE 3.2 (BS1134).

WELDING TO BE TO SPEC TL/TS 0528.
EXPOSED EDGES OF GAS CUT PLATE TO BE TO BR SPEC 539 QUALITY LEVEL 2.
SHARP EDGES TO BE DEBURRED.
DIMENSIONS ARE IN MILLIMETRES.
DRAWING PRACTICE GENERALLY TO BS308.
ALL STANDARDS STATED ON THIS DRAWING ARE TO THE LATEST ISSUE.

© TransLink (NI) Ltd. 2014.
ALL RIGHTS RESERVED
No part of this work may be reproduced or transmitted in any form or by means, electronic, mechanical, photocopying, recording or otherwise, or stored in any retrieval system of any nature, without the written permission of TransLink (NI) Ltd, application for which shall be made to the Managing Director.

INTERFLEET DRAWING No.
ITL - C0 - 8557684

QTY	QTY	QTY	Item	Description	Cat/Part No.	Material Specification	Wt kg
-----	-----	-----	------	-------------	--------------	------------------------	-------

TRANS LINK (NI) LTD
3 MILEWATER ROAD
BELFAST
BT3 9BG






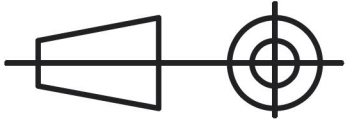
P3	01/15	S.HADFIELD	J.ALTON	G.RACE	
P2	11/14	S.HADFIELD			
P1	07/14	S.HADFIELD			
ISSUE	DATE	DRAWN	CHECKED	ENDORSED	APPROVED FOR USE


ENTERPRISE LIVERY
CLASS 201 LOCO

DRAWING No.
ITL - C0 - 8557684
SCALE
1:30
MT 232 SECTION

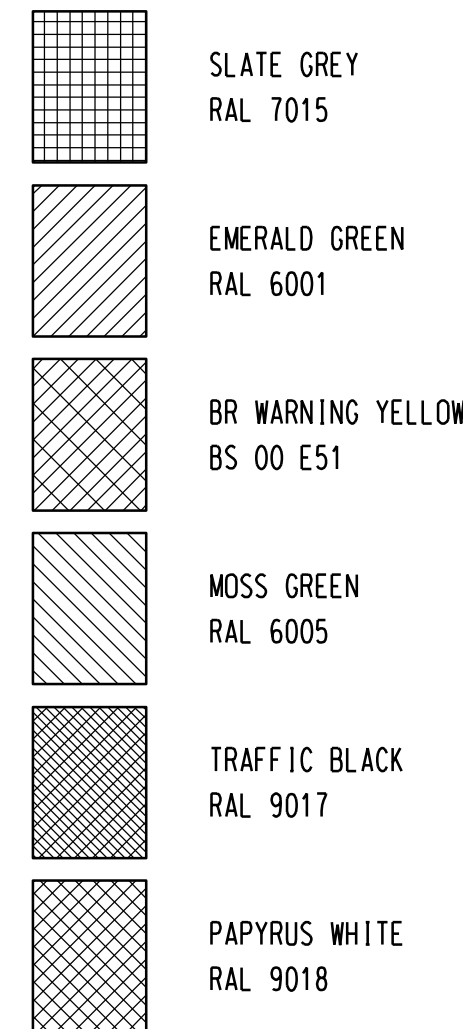
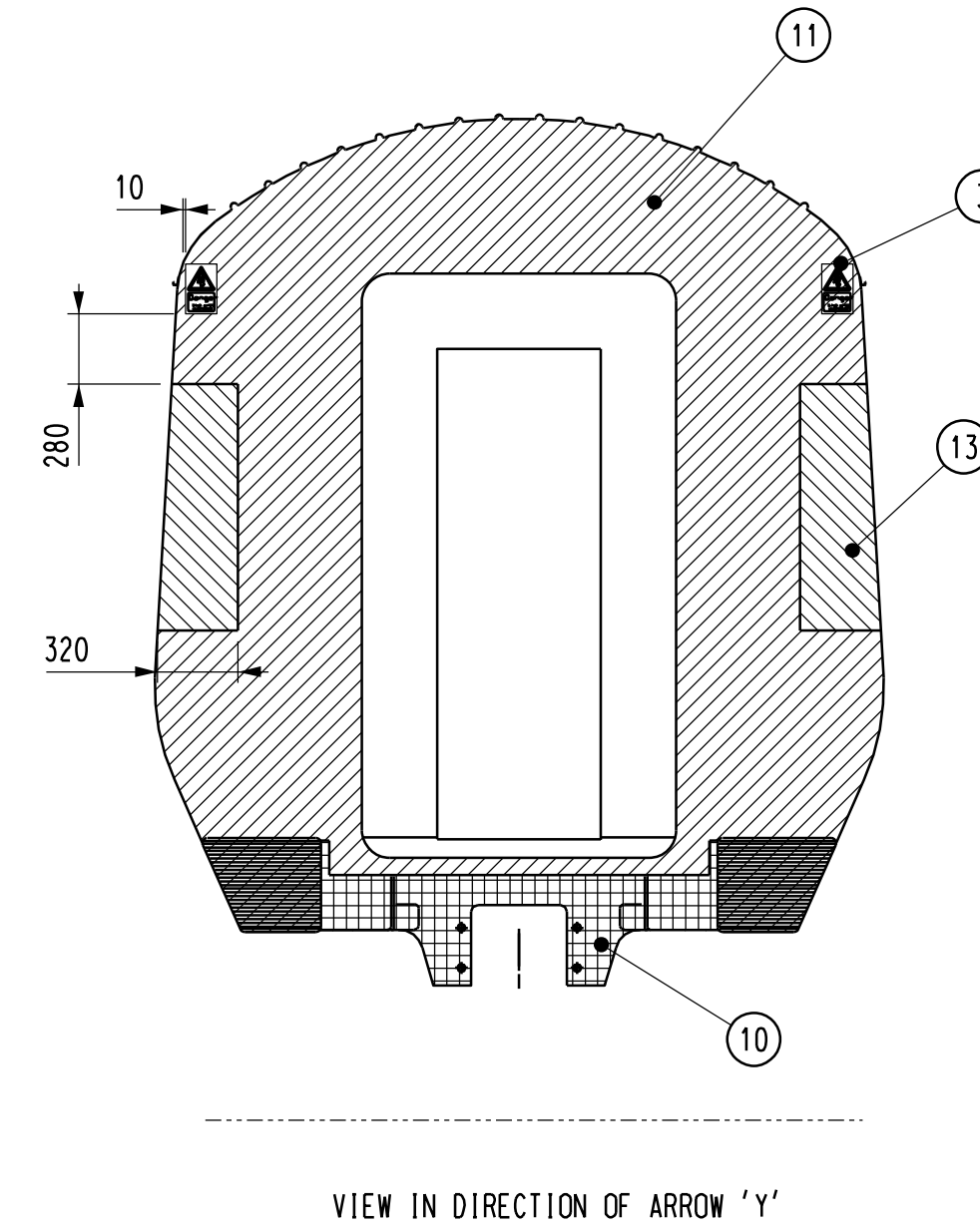
[illegible]




MOD	GRID REF	DESCRIPTION						DRAWN	C'ED.	DATE	ER No.
<div>Dimension without tolerance should be kept within the following limits</div> <div>0 to 5 : ± 0.1</div> <div>5 to 100 : ± 0.2</div> <div>100 to 250 : ± 0.5</div> <div>250 to 500 : ± 1.0</div> <div>from 500 : ± 1.5</div>		DRAWN	G.Duffy	TITLE	Standard Multiple Parts			ER No.	12-090		
		CHECKED	P.Curran	SUB TITLE	Exterior Installations			DRAWING NUMBER			
		AUTHORIZED	S.Costello	SUBJECT	Arrangements, Details and Fittings			555510/007			
		DATE	5/12/12	22000 A1 Car Bodyside Logo Location							
		SCALE	1:70								
<div>Technical Services Inchicore Works, Dublin 8, Ph No 703 3784 Fax. No. 453 7329</div>		✓ SURFACE TEXTURE Ra VALUE	 Iarnród Éireann			SHEET	OF				
		WELDING TO ISO 2553				1	1				
 Copyright Iarnród Éireann All rights reserved.						ISSUE No.	1				
						LOCATION	INDEX				
						72	163				

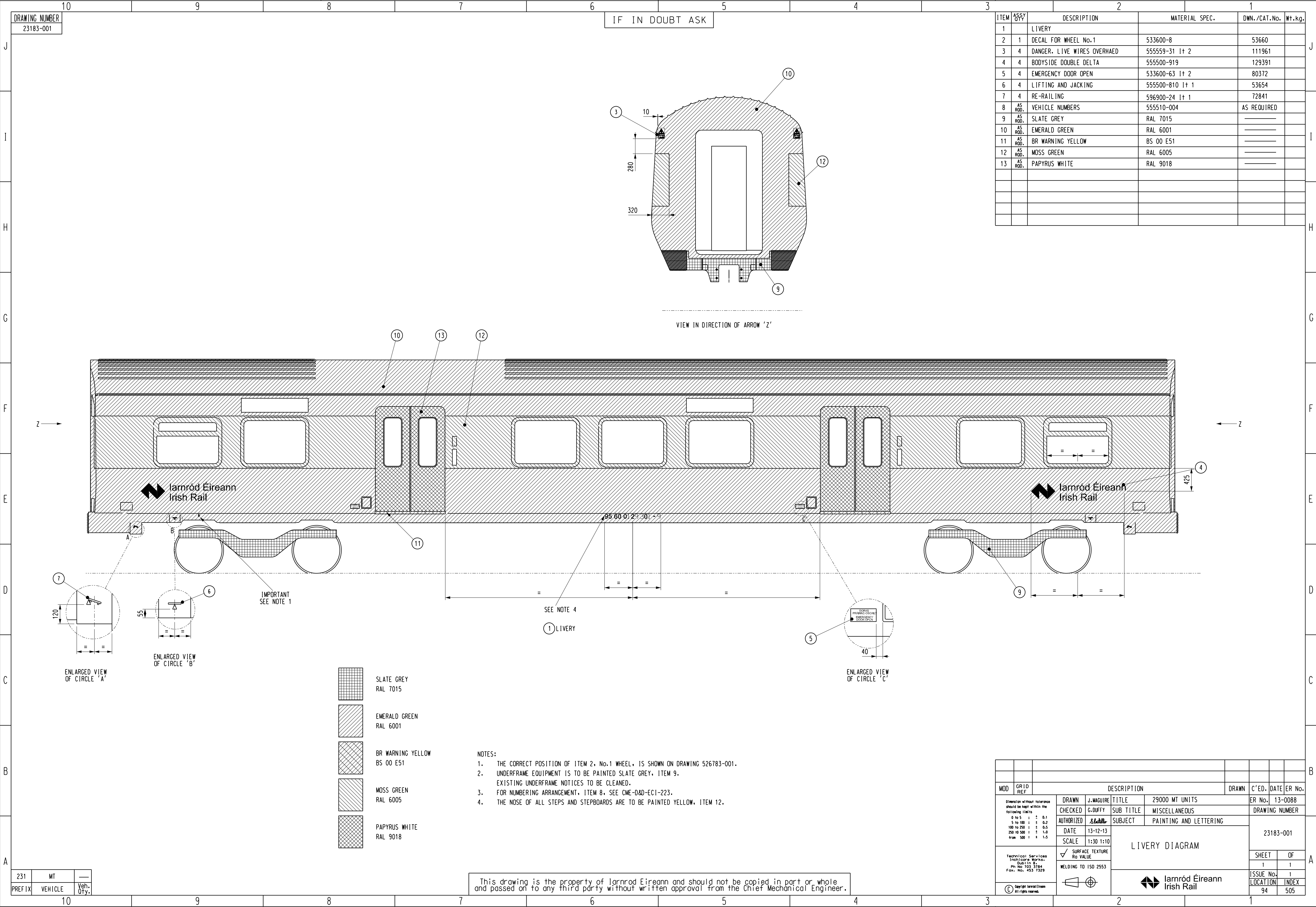


ITEM	ASSY QTY	DESCRIPTION	MATERIAL SPEC.	DWN./CAT.No.	Wt.kg.
1		LIVERY			
2	1	DECAL FOR WHEEL No.1	533600-8	53660	
3	4	DANGER. LIVE WIRES OVERHAED	555559-31 t 2	111961	J
4	4	BODYSIDE DOUBLE DELTA	555500-919	129391	
5	4	EMERGENCY DOOR OPEN	533600-63 1t 2	80372	
6	1	FRONT END DOUBLE DELTA	555500-921	129393	
7	4	LIFTING AND JACKING	555500-810 1t 1	53654	
8	4	RE-RAILING	596900-24 1t 1	72841	
9	AS ROD.	VEHICLE NUMBERS	555510-004	_____	
10	AS ROD.	SLATE GREY	RAL 7015	_____	I
11	AS ROD.	EMERALD GREEN	RAL 6001	_____	
12	AS ROD.	BR WARNING YELLOW	BS 00 E51	_____	
13	AS ROD.	MOSS GREEN	RAL 6005	_____	
14	AS ROD.	TRAFFIC BLACK	RAL 9017	_____	
15	AS ROD.	PAPYRUS WHITE	RAL 9018	_____	
					H



- This drawing is the property of Iarnród Éireann and should not be copied in part or whole and passed on to any third party without written approval from the Chief Mechanical Engineer.

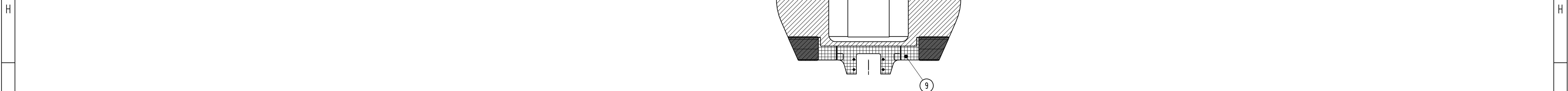
										B
MOD	GRID REF	DESCRIPTION					DRAWN	C'ED.	DATE	ER No.
Dimension without tolerance should be kept within the following limits 0 to 1 ± 0.1 5 to 100 ± 0.2 100 to 250 ± 0.5 250 to 500 ± 1.0 from 500 ± 1.5		DRAWN	J.MAGUIRE	TITLE	29000 DM1 & DM2 UNITS			ER No. 13-0088		
		CHECKED	G.DUFFY	SUB TITLE	MISCELLANEOUS			DRAWING NUMBER		
		AUTHORIZED	S.DUFFY	SUBJECT	PAINTING AND LETTERING					
		DATE	13-12-13			23083-003				
		SCALE	1:30 1:10							
		<input checked="" type="checkbox"/> SURFACE TEXTURE Ra VALUE								
		WELDING TO ISO 2553								
Technical Services Inchicore Works, Dublin 8. Phn No 703 3784 Fax. No. 453 7329		LIVERY DIAGRAM								
© Copyright Larnród Éireann All rights reserved.				Iarnród Éireann Irish Rail		SHEET		OF		
						1		1		
						ISSUE No. 1				
				LOCATION		INDEX				
				94		503				



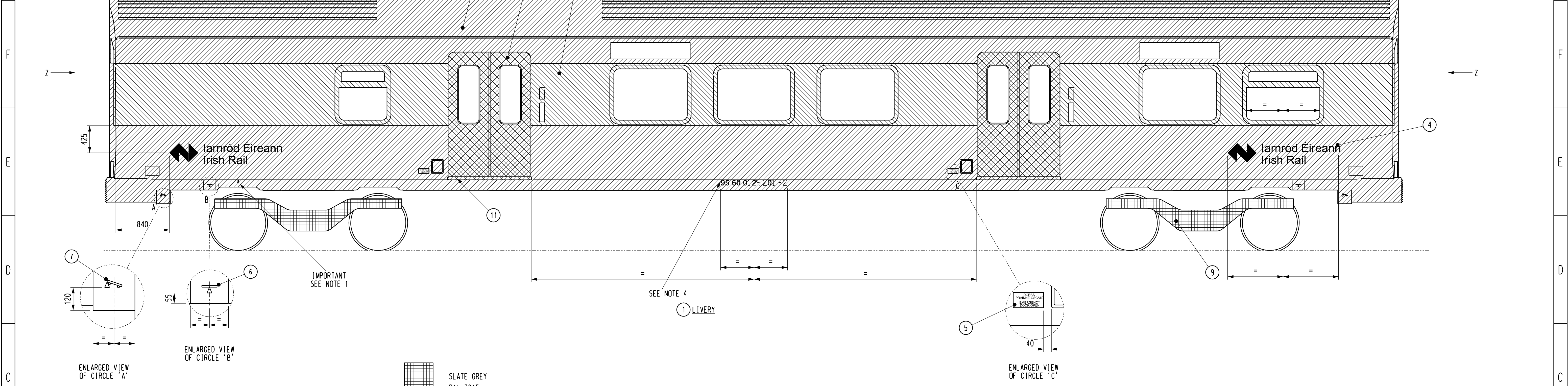
2	1	DECAL FOR WHEEL No.1	533600-8	53660	
---	---	----------------------	----------	-------	--





6	1	CLIPPING AND BAKING	353500 010 11 1	33031		
7	4	DE DALLING	500000 01 11 1	32041		

11	AS ROD.	BR WARNING YELLOW	BS 00 E51	_____	
12	AS ROD.	MOSS GREEN	RAL 6005	_____	
13	AS ROD.	PAPYRUS WHITE	RAL 9018	_____	





10 15 12



B	 EMERALD GREEN RAL 6001	NOTES: 1. THE CORRECT POSITION OF ITEM 2, No.1 WHEEL, IS SHOWN ON DRAWING 526783-001. 2. UNDERFRAME EQUIPMENT IS TO BE PAINTED SLATE GREY, ITEM 9. EXISTING UNDERFRAME NOTICES TO BE CLEANED. 3. FOR NUMBERING ARRANGEMENT, ITEM 8, SEE CME-D&D-EC1-223. 4. THE NOSE OF ALL STEPS AND STEPBOARDS ARE TO BE PAINTED YELLOW, ITEM 12.										
	 BR WARNING YELLOW BS 00 E51											
 MOSS GREEN RAL 6005												
 PAPYRUS WHITE RAL 9018												

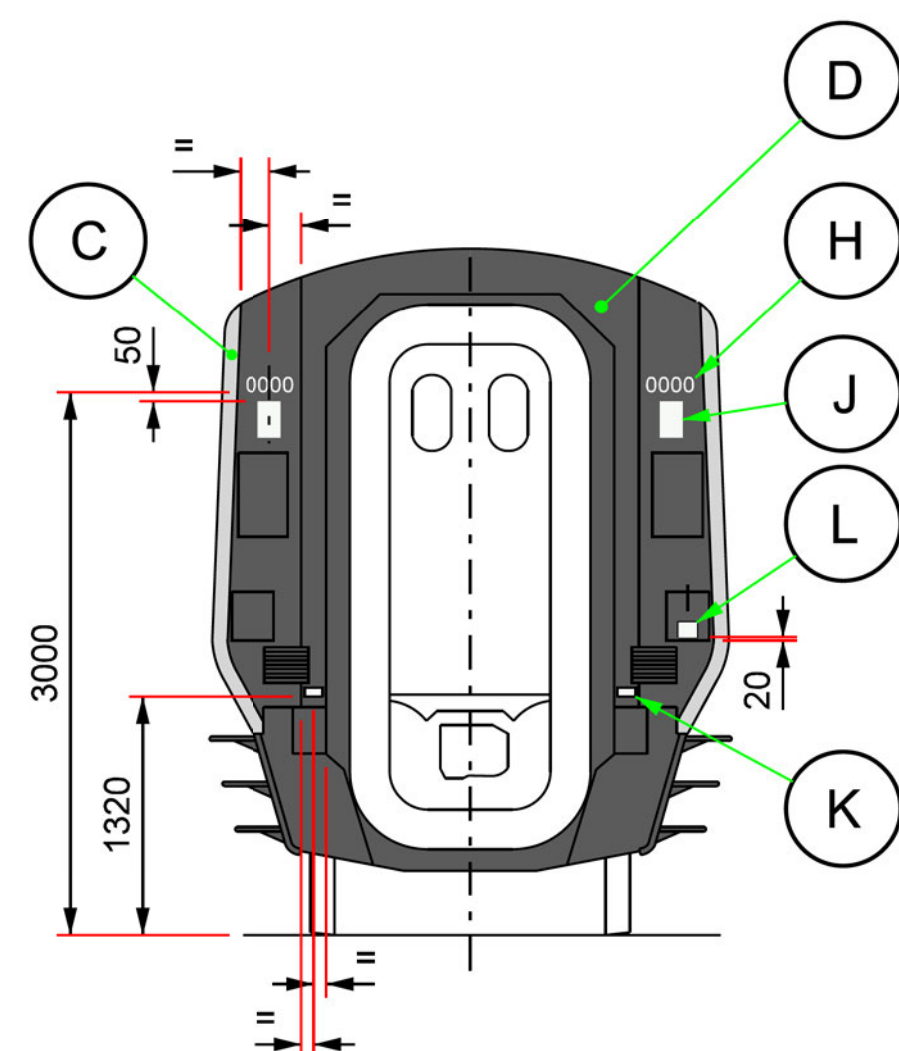
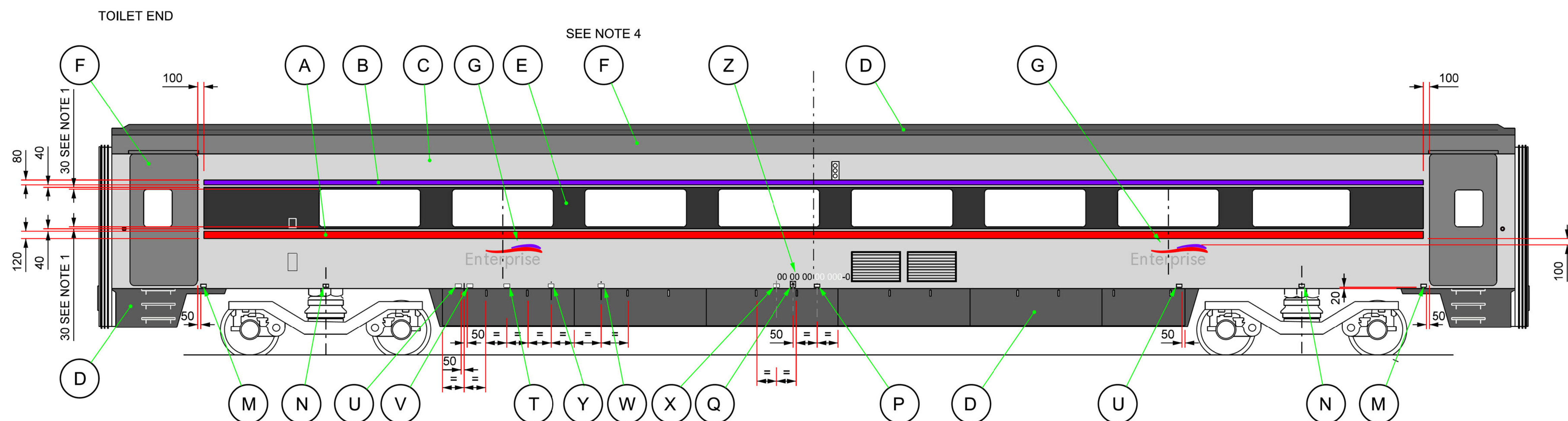
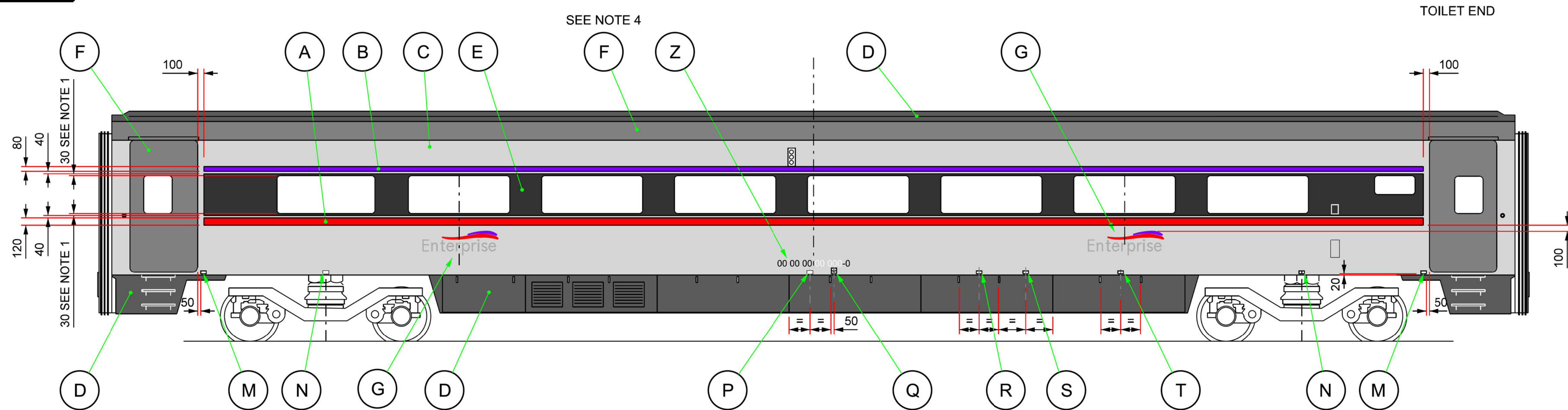
MOD	GRID REF	DESCRIPTION			DRAWN	C'ED.	DATE	ER No.
Dimension without tolerance should be kept within the following limits 0 to 5 ± 0.1 5 to 100 ± 0.2 100 to 250 ± 0.5 250 to 500 ± 1.0 from 500 ± 1.5		DRAWN	J. MAGUIRE	TITLE	29000 MDT UNITS		ER No.	13-0088
		CHECKED	G. DUFFY	SUB TITLE	MISCELLANEOUS		DRAWING NUMBER	
		AUTHORIZED	<i>S. Latta</i>	SUBJECT	PAINTING AND LETTERING			
		DATE	13-12-13			23283-001		
		SCALE	1:30 1:10	LIVERY DIAGRAM				

232	MDT	—	<p>This drawing is the property of Iarnród Éireann and should not be copied in part or whole and passed on to any third party without written approval from the Chief Mechanical Engineer.</p>	<p>232</p>	<p>MDT</p>	<p>—</p>	<p>© Copyright Iarnród Éireann All rights reserved.</p>	<p>WELDING TO ISO 2553</p> 	 <p>Iarnród Éireann Irish Rail</p>	<p>1</p>	<p>1</p>
PREFIX	VEHICLE	Ver. Qty.		<p>ISSUE No.</p> <p>LOCATION</p> <p>INDEX</p> <p>94</p> <p>506</p>							

			File Path W:\DRAWINGS\1 - 2 RAILCARS\232 - 2900 DC MOT IE DRAWINGS\8 - MISCELLANEOUS
--	--	--	--

A1

ISSUE	GRID REF	ALTERATION
P1		FIRST ISSUE FOR ITL TASK No. T29367
P2		DRAFT REMOVED. ITL TASK T29367.



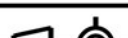
VIEW ON BODY ENDS

1. THIS DIMENSION IS FROM THE OUTER EDGE OF THE WINDOW RUBBER SEAL.
2. ALL EXTERIOR PAINT TO BE HIGH GLOSS 85% MEASURED WITH 60° HEAD ANGLE.
3. ANTI-GRAFFITI PAINT PROTECTION TO BE USED ON ALL SURFACES.
4. TITANIUM GREY (ITEM F) BAND FROM TOP OF DOOR OPENING TO FIRST CORRUGATION ON ROOF.

01 ENTERPRISE LIVERY STANDARD CLASS VEHICLE

THE TOLERANCE ON DIMENSIONS FOR WHICH NO LIMITS ARE GIVEN SHALL BE AS SHOWN BELOW							
NOMINAL SIZE	OVER- TO	0	6	30	120	400	1000
		6	30	120	400	1000	—
MACHINED		±0.2	±0.5	±0.8	±1.2	±2	±3
FABRICATED		±1	±1	±1.5	±2	±3	±4

PROJECTION



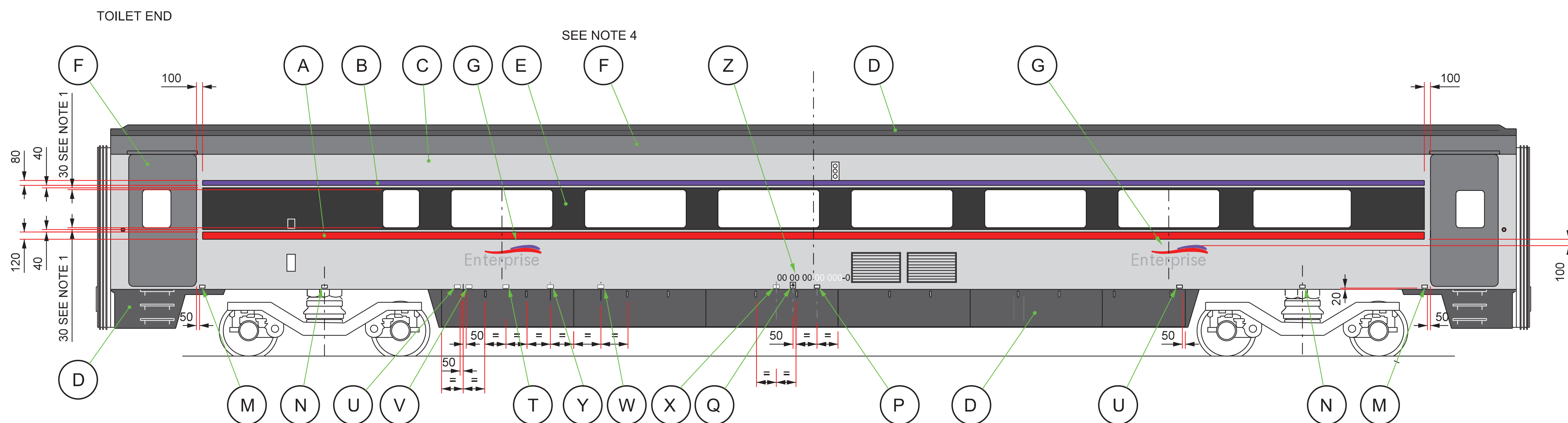
DO NOT SCALE

UNLESS OTHERWISE STATED:
SCREW THREADS ARE TO BS3643 CL 6H/6g.
MACHINED SURFACES TO BE 3.2 (FS1134).
WELDING TO BE TO SPEC T/TS 0528.
EXPOSED EDGES OF GAS CUT PLATE TO BE
TO BR SPEC 539 QUALITY LEVEL 2.
SHARP EDGES TO BE DEBURRED.
DIMENSIONS ARE IN MILLIMETRES.
DRAWING PRACTICE GENERALLY TO BS308.
ALL STANDARDS STATED ON THIS
DRAWING ARE TO THE LATEST ISSUE

© TransLink (NI) Ltd, 2014.
ALL RIGHTS RESERVED
No part of this work may be reproduced or transmitted in any form or by means, electronic, mechanical, photocopying, recording or otherwise, or stored in any retrieval system of any nature, without the written permission of TransLink (NI) Ltd, application for which shall be made to the Managing Director.

DATE	SEE	No. OF	NUMBERS	CLASS
VEHICLES/BOGIES				

P2	01/15	S.HADFIELD	J.ALTON	G.RACE	
P1	10/14	S.HADFIELD	J.ALTON		
ISSUE	DATE	DRAWN	CHECKED	ENDORSED	APPROVED FOR USE
ENTERPRISE LIVERY STANDARD CLASS VEHICLE			VEHICLE/BOGIE		
			DRAWING No.		
			2619-90-301		
			SCALE	NTS	
					MT 232 SECTION




1. THIS DIMENSION IS FROM THE OUTER EDGE OF THE WINDOW RUBBER SEAL.
2. ALL EXTERIOR PAINT TO BE HIGH GLOSS 85% MEASURED WITH 60° HEAD ANGLE.
3. ANTI-GRAFFITI PAINT PROTECTION TO BE USED ON ALL SURFACES.
4. TITANIUM GREY (ITEM F) BAND FROM TOP OF DOOR OPENING TO FIRST CORRUGATION ON ROOF.

01 ENTERPRISE LIVERY FIRST CLASS VEHICLE

THE TOLERANCE ON DIMENSIONS FOR WHICH NO LIMITS ARE GIVEN SHALL BE AS SHOWN BELOW							
NOMINAL SIZE	OVER TO	0 6	6 30	30 120	120 400	400 1000	1000 —
MACHINED		±0.2	±0.5	±0.8	±1.2	±2	±3
FABRICATED		±1	±1	±1.5	±2	±3	±4

PROJECTION





DO NOT SCALE

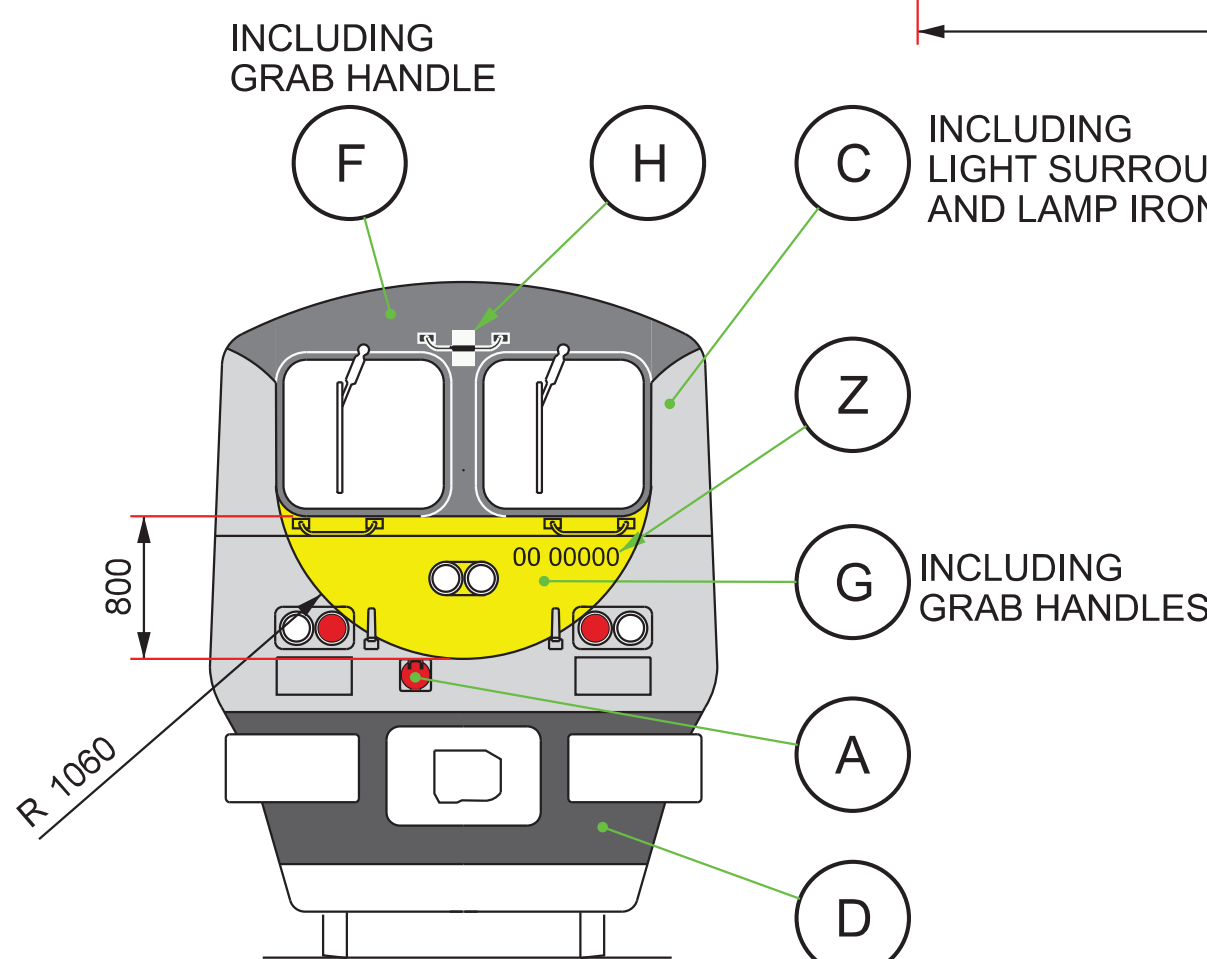
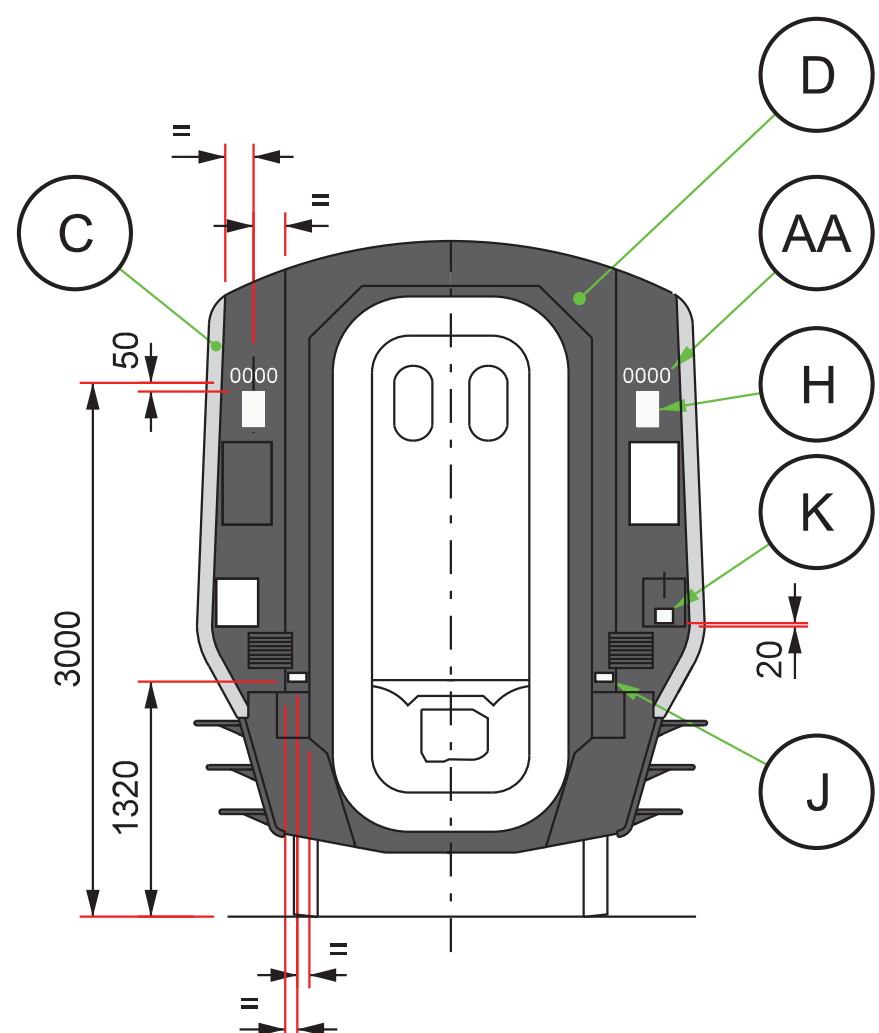
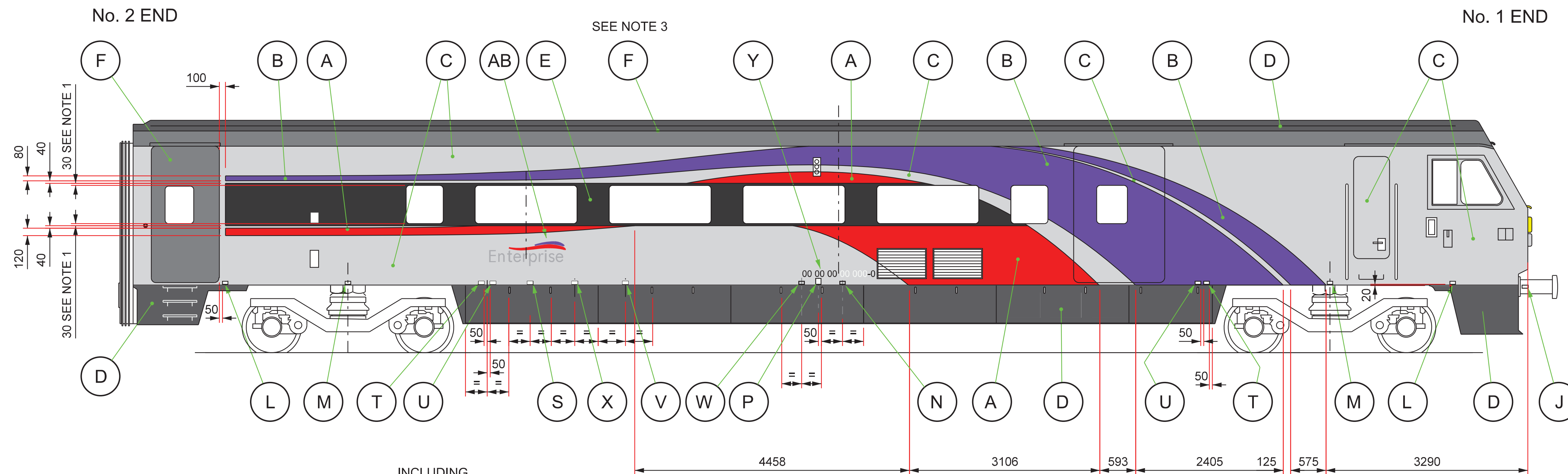
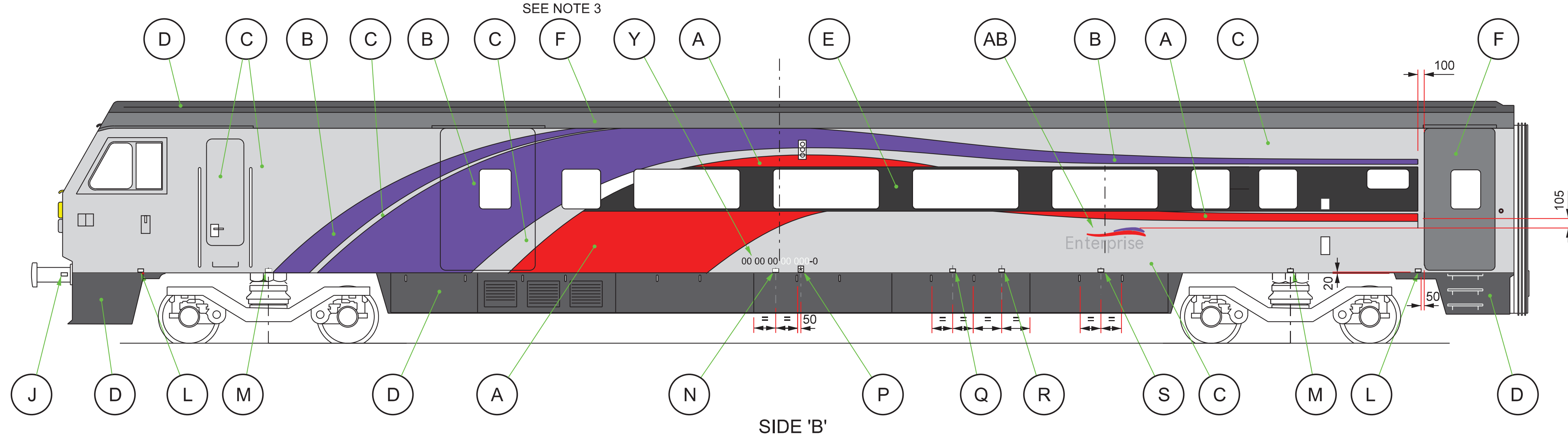
UNLESS OTHERWISE STATED:
SCREW THREADS ARE TO BS3643 CL 6H/6g.
MACHINED SURFACES TO BE 3.2 (IPS 1134).
WELDING TO BE TO SPEC TLT 0528.
EXPOSED EDGES OF GAS CUT PLATE TO BE
TO BR SPEC 539 QUALITY LEVEL 2.
SHARP EDGES TO BE DEBURRED.
DIMENSIONS ARE IN MILLIMETRES.
DRAWING PRACTICE GENERALLY TO BS308.
ALL STANDARDS STATED ON THIS
DRAWING ARE TO THE LATEST ISSUE

© TransLink (NI) Ltd, 2014.
ALL RIGHTS RESERVED
No part of this work may be reproduced or transmitted in any form or by means, electronic, mechanical, photocopying, recording or otherwise, or stored in any retrieval system of any nature, without the written permission of TransLink (NI) Ltd, application for which shall be made to the Managing Director.

INTERFLEET DRAWING No.
ITL - C0 - 8557685

DATE	SEE	No. OF	NUMBERS	CLASS
VEHICLES/BOGIES				

PER ASSY					
TRANSLINK (NI) LTD 3 MILEWATER ROAD BELFAST BT3 9BG			 		
P2	01/15	S.HADFIELD	J.ALTON	G.RACE	
P1	10/14	S.HADFIELD	J.ALTON		
ISSUE	DATE	DRAWN	CHECKED	ENDORSED	APPROVED FOR USE
TITLE			VEHICLE/BOGIE		
ENTERPRISE LIVERY FIRST CLASS VEHICLE			DRAWING No.		
			2620-90-301		
SCALE			NTS		MT 232. SECTION




01 ENTERPRISE LIVERY DVT

NOTES

1. THIS DIMENSION IS FROM THE OUTER EDGE OF THE WINDOW RUBBER SEAL.
2. ALL EXTERIOR PAINT TO BE HIGH GLOSS 85% MEASURED WITH 60° HEAD ANGLE.
3. ANTI-GRAFFITI PAINT PROTECTION TO BE USED ON ALL SURFACES.
4. TITANIUM GREY (ITEM F) BAND FROM TOP OF DOOR OPENING TO FIRST CORRUGATION ON ROOF
5. FOR LIVERY LINE DETAILS SEE 2621-90-302 & 2621-90-303.

THE TOLERANCE ON DIMENSIONS FOR WHICH NO LIMITS ARE GIVEN SHALL BE AS SHOWN BELOW						
NOMINAL SIZE	OVER TO	0 6	6 30	30 120	120 400	400 1000
MACHINED		±0.2	±0.5	±0.8	±1.2	±2
FABRICATED		±1	±1	±1.5	±2	±3

PROJECTION



DO NOT SCALE

UNLESS OTHERWISE STATED:
SCREW THREADS ARE TO BS3643 CL 6H/6g.
MACHINED SURFACES TO BE 3.2 (P1133).
WELDING TO BE TO SPEC TLTS 0528.
EXPOSED EDGES OF GAS CUT PLATE TO BE
TO BR SPEC 539 QUALITY LEVEL 2.
SHARP EDGES TO BE DEBURRED.
DIMENSIONS ARE IN MILLIMETRES.
DRAWING PRACTICE GENERALLY TO BS308
ALL STANDARDS STATED ON THIS
DRAWING ARE TO THE LATEST ISSUE

© TransLink (NI) Ltd, 2014.
ALL RIGHTS RESERVED
No part of this work may be reproduced or transmitted in any form or by means, electronic, mechanical, photocopying, recording or otherwise, or stored in any retrieval system of any nature, without the written permission of TransLink (NI) Ltd, application for which shall be made to the Managing Director.

DATE	SEE	No. OF	NUMBERS	CLASS
	VEHICLES/BOGIES			

03	02	01	Item	Description	Cat/Part No.	Material Specification	Wt kg
QUANTITY PER ASSY							

TRANSLINK (NI) LTD
3 MILEWATER ROAD
BELFAST
BT3 9BG




						Technology
P3	01/15	S.HADFIELD	J.ALTON	G.RACE		
P2	12/14	S.HADFIELD				
P1	10/14	S.HADFIELD				
ISSUE	DATE	DRAWN	CHECKED	ENDORSED	APPROVED FOR USE	

ISSUE	DATE	DRAWN	CHECKED
TITLE			
ENTERPRISE LIVERY DVT			

DATE	ENDORSED	APPROVED FOR USE
VEHICLE/BOGIE		
DRAWING No.		
2621-90-301		
SCALE	REVISION SECTION	

DRAWING No.	2621-90-302
USED ON:	2621-90-301

ISSUE	GRID REF	ALTERATION
P1		FIRST ISSUE FOR ITL TASK No.T29367
P2		DRAFT REMOVED. ITL TASK T29367.

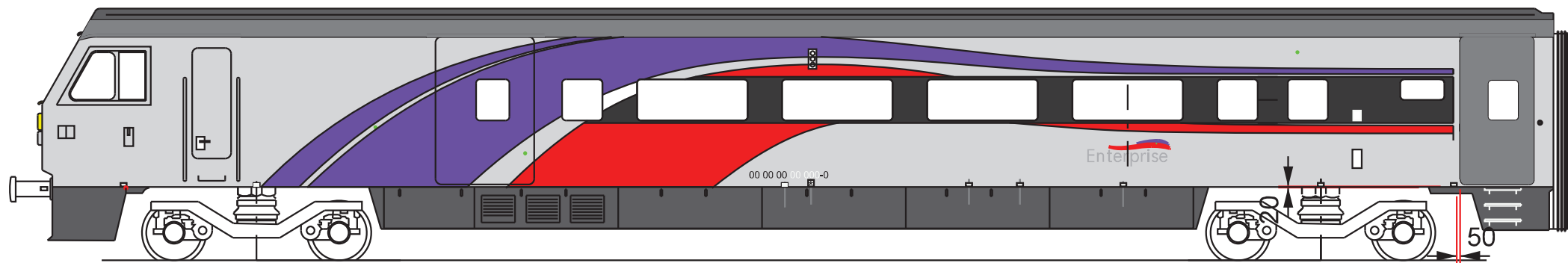


NO. 1 END

NO. 2 END

NOTE

1. FOR LIVERY DIAGRAM SEE 2621-90-301



THE TOLERANCE ON DIMENSIONS FOR WHICH NO LIMITS ARE GIVEN SHALL BE AS SHOWN BELOW						
NOMINAL SIZE	OVER TO	0	6	30	120	400
MACHINED	±0.2	±0.5	±0.8	±1.2	±2	±3
FABRICATED	±1	±1	±1.5	±2	±3	±4

UNLESS OTHERWISE STATED:
SCREW THREADS ARE TO BS3643 CL 6H/6g.
MACHINED SURFACES TO BE 3.2 (BS1134).
WELDING TO BE TO SPEC TL/T5 0528.
EXPOSED EDGES OF GAS CUT PLATE TO BE TO BR SPEC 539 QUALITY LEVEL 2.
SHARP EDGES TO BE DEBURRED.
DIMENSIONS ARE IN MILLIMETRES.
DRAWING PRACTICE GENERALLY TO BS308.
ALL STANDARDS STATED ON THIS DRAWING ARE TO THE LATEST ISSUE.

© TransLink (NI) Ltd. 2014.
ALL RIGHTS RESERVED.
No part of this work may be reproduced or transmitted in any form or by means, electronic, mechanical, photocopying, recording or otherwise, or stored in any retrieval system of any nature, without the written permission of TransLink (NI) Ltd, application for which shall be made to the Managing Director.

INTERFLEET DRAWING No.
ITL - C0 - 8557693

DATE	SEE	No. OF	NUMBERS	CLASS
			VEHICLES/BOGIES	

		-	01	ENTERPRISE LIVERY LINES SIDE 'B' DVT		2621-90-302-01	
03	02	01	QUANTITY PER ASSY	Item	Description	Cat/Part No.	Material Specification
TRANS LINK (NI) LTD 3 MILEWATER ROAD BELFAST BT3 9BG							
P2	01/15	S.HADFIELD	J.ALTON	G.RACE			
P1	12/14	S.HADFIELD					
ISSUE	DATE	DRAWN	CHECKED	ENDORSED	APPROVED FOR USE		
TITLE						VEHICLE/BOGIE	
ENTERPRISE LIVERY LINES SIDE 'B' DETAILS DVT						DRAWING No.	
						2621-90-302	
						SCALE	MT 232 SECTION
						1:30	

DRAWING No.	2621-90-303
USED ON:	2621-90-301

ISSUE	GRID REF	ALTERATION
P1		FIRST ISSUE FOR ITL TASK No.T29367
P2		DRAFT REMOVED. ITL TASK 29367.

A

B

C

D

E

F

G

H

A

B

C

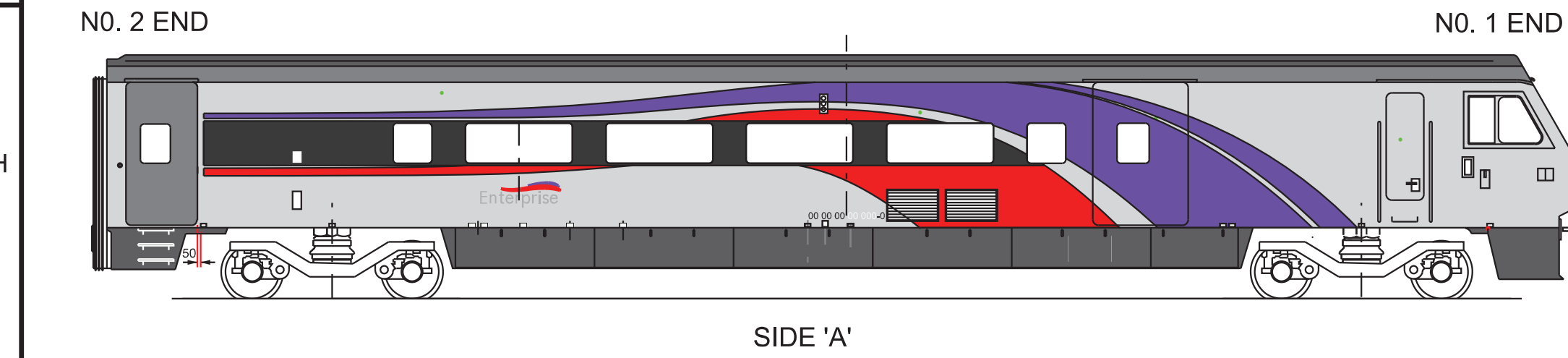
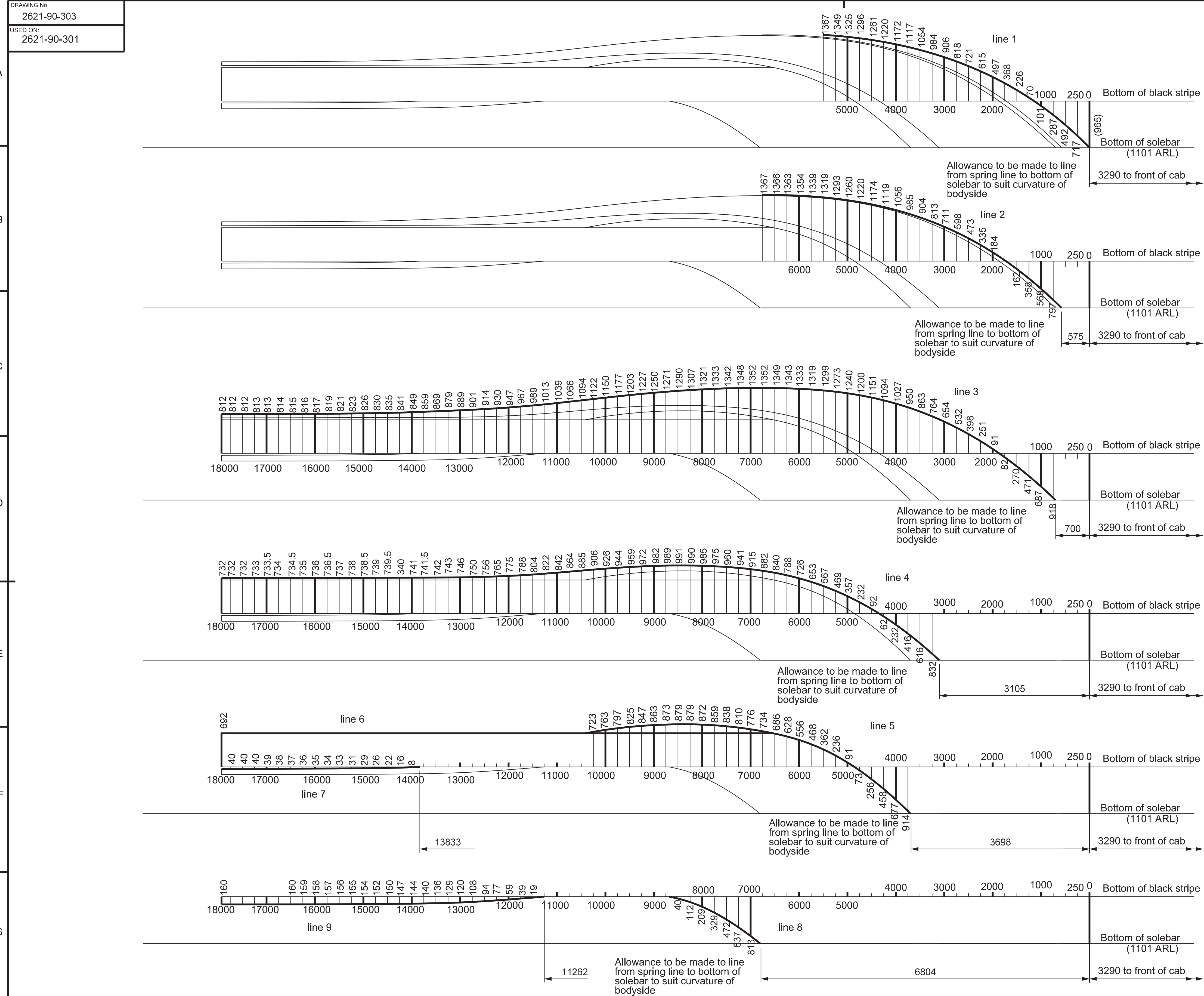
D

E

F

G

H



THE TOLERANCE ON DIMENSIONS FOR WHICH NO LIMITS ARE GIVEN SHALL BE AS SHOWN BELOW						
NOMINAL SIZE	OVER TO	0	6	30	120	400
MACHINED	±0.2	±0.5	±0.8	±1.2	±2	±3
FABRICATED	±1	±1	±1.5	±2	±3	±4

UNLESS OTHERWISE STATED:
SCREW THREADS ARE TO BS3643 CL 6H/6g.
MACHINED SURFACES TO BE 3.2 (BS1134).
WELDING TO BE TO SPEC TL/TS 0528.
EXPOSED EDGES OF GAS CUT PLATE TO BE TO BR SPEC 339 QUALITY LEVEL 2.
SHARP EDGES TO BE DEBURRED.
DIMENSIONS ARE IN MILLIMETRES.
DRAWING PRACTICE GENERALLY TO BS308.
ALL STANDARDS STATED ON THIS DRAWING ARE TO THE LATEST ISSUE.

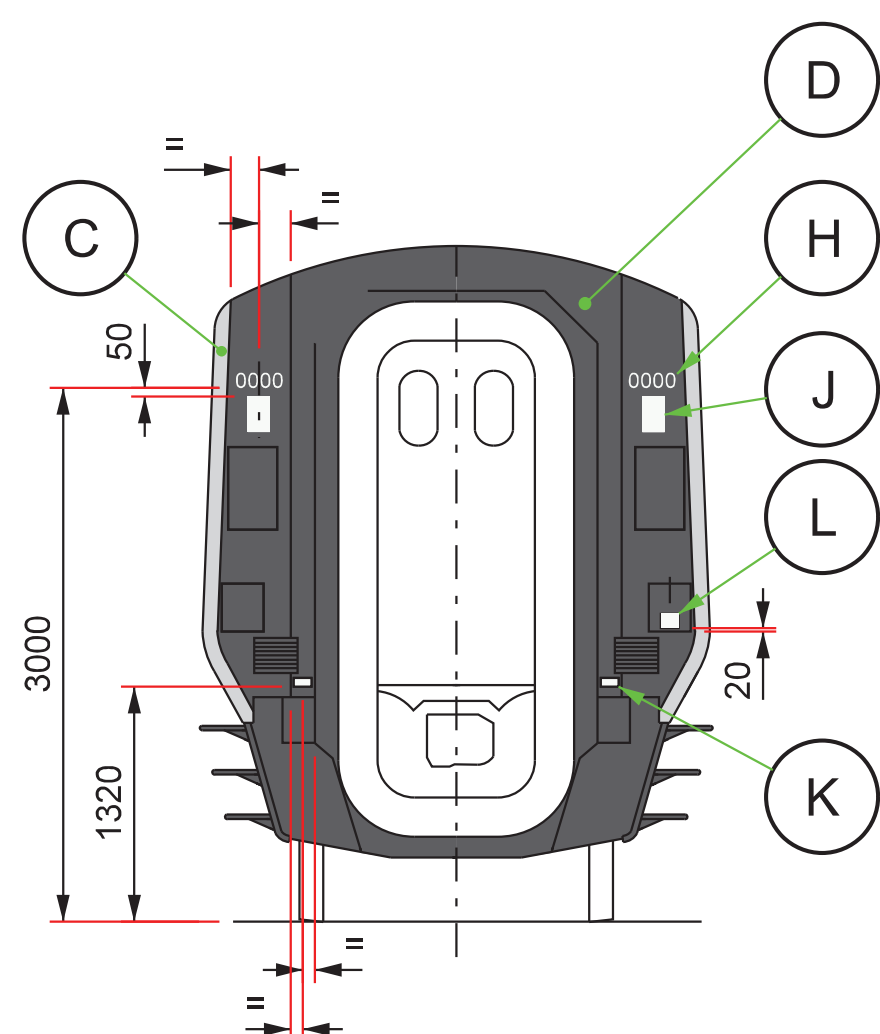
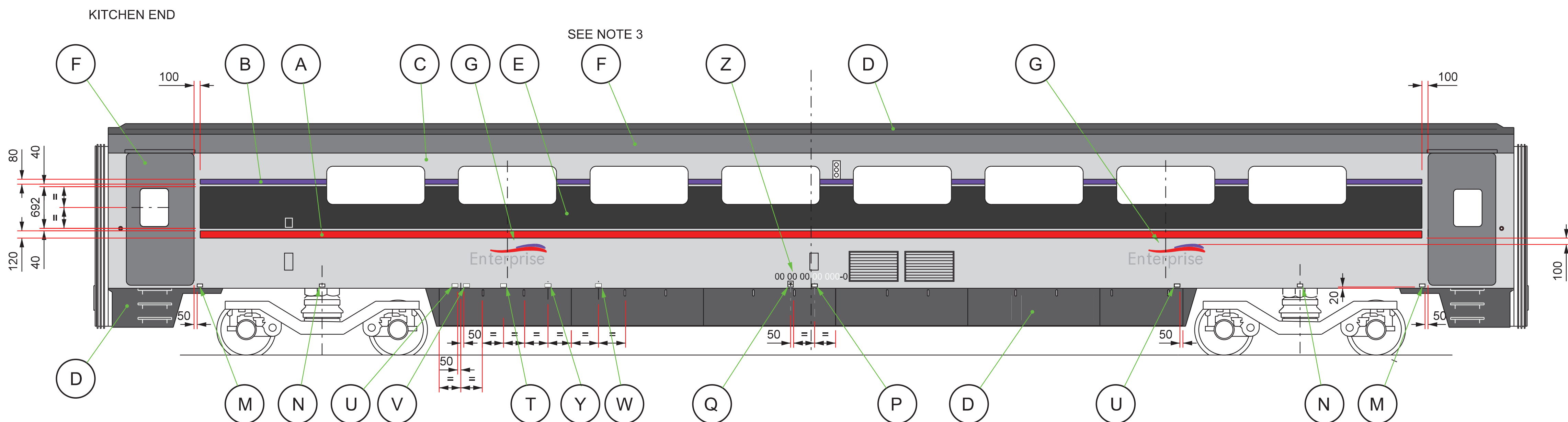
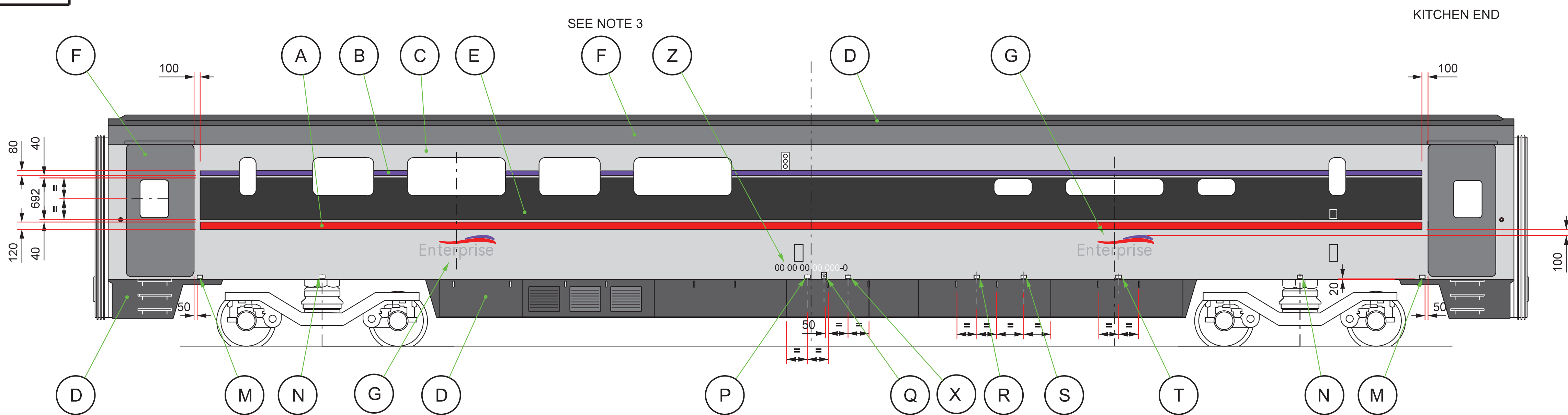
© TransLink (NI) Ltd. 2014.
ALL RIGHTS RESERVED.
No part of this work may be reproduced or transmitted in any form or by means, electronic, mechanical, photocopying, recording or otherwise, or stored in any retrieval system of any nature, without the written permission of TransLink (NI) Ltd, application for which shall be made to the Managing Director.

DATE	SEE OF	No. OF VEHICLES/BOGIES	NUMBERS	CLASS
------	--------	------------------------	---------	-------

INTERFLEET DRAWING No. ITL - C0 - 8557694		P2		01/15	S.HADFIELD	J.ALTON	G.RACE
P1		12/14	S.HADFIELD				
ISSUE		DATE	DRAWN	CHECKED	ENDORSED	APPROVED FOR USE	
TITLE		ENTERPRISE LIVERY LINES SIDE 'A' DETAILS DVT		VEHICLE/BOGIE		DRAWING No. 2621-90-303	
		SCALE		1:30		MT 232 SECTION	

DRAWING No.
2622-90-301
USED ON:
2622-90-300

ISSUE	GRID REF	ALTERATION
P1		FIRST ISSUE FOR ITL TASK No. T29367
P2		DRAFT REMOVED. ITL TASK T29367.



VIEW ON BODY ENDS

NOTES

1. ALL EXTERIOR PAINT TO BE HIGH GLOSS 85% MEASURED WITH 60° HEAD ANGLE.
2. ANTI-GRAFFITI PAINT PROTECTION TO BE USED ON ALL SURFACES.
3. TITANIUM GREY (ITEM F) BAND FROM TOP OF DOOR OPENING TO FIRST CORRUGATION ON ROOF.

01 ENTERPRISE LIVERY CATERING VEHICLE

THE TOLERANCE ON DIMENSIONS FOR WHICH NO LIMITS ARE GIVEN SHALL BE AS SHOWN BELOW

NOMINAL SIZE	OVER TO	0	6	30	120	400	1000
MACHINED	±0.2	±0.5	±0.8	±1.2	±2	±3	±4
FABRICATED	±1	±1	±1.5	±2	±3	±4	±5

PROJECTION



DO NOT SCALE

UNLESS OTHERWISE STATED:
SCREW THREADS ARE TO BS3643 CL 6H/6g.
MACHINED SURFACES TO BE 3.2 (BS1134).

WELDING TO BE TO SPEC TL/TS 0528.
EXPOSED EDGES OF GAS CUT PLATE TO BE TO BR SPEC 539 QUALITY LEVEL 2.
SHARP EDGES TO BE DEBURRED.
DIMENSIONS ARE IN MILLIMETRES.
DRAWING PRACTICE GENERALLY TO BS308.
ALL STANDARDS STATED ON THIS DRAWING ARE TO THE LATEST ISSUE.

© TransLink (NI) Ltd, 2014.
ALL RIGHTS RESERVED
No part of this work may be reproduced or transmitted in any form or by means, electronic, mechanical, photocopying, recording or otherwise, or stored in any retrieval system of any nature, without the written permission of TransLink (NI) Ltd, application for which shall be made to the Managing Director.

INTERFLEET DRAWING No.
ITL - C0 - 8557687

QTY	03	02	01	Item	Description	Cat/Part No.	Material Specification	Wt kg
-----	----	----	----	------	-------------	--------------	------------------------	-------

TRANS LINK (NI) LTD 3 MILEWATER ROAD BELFAST BT3 9BG	 
---	---

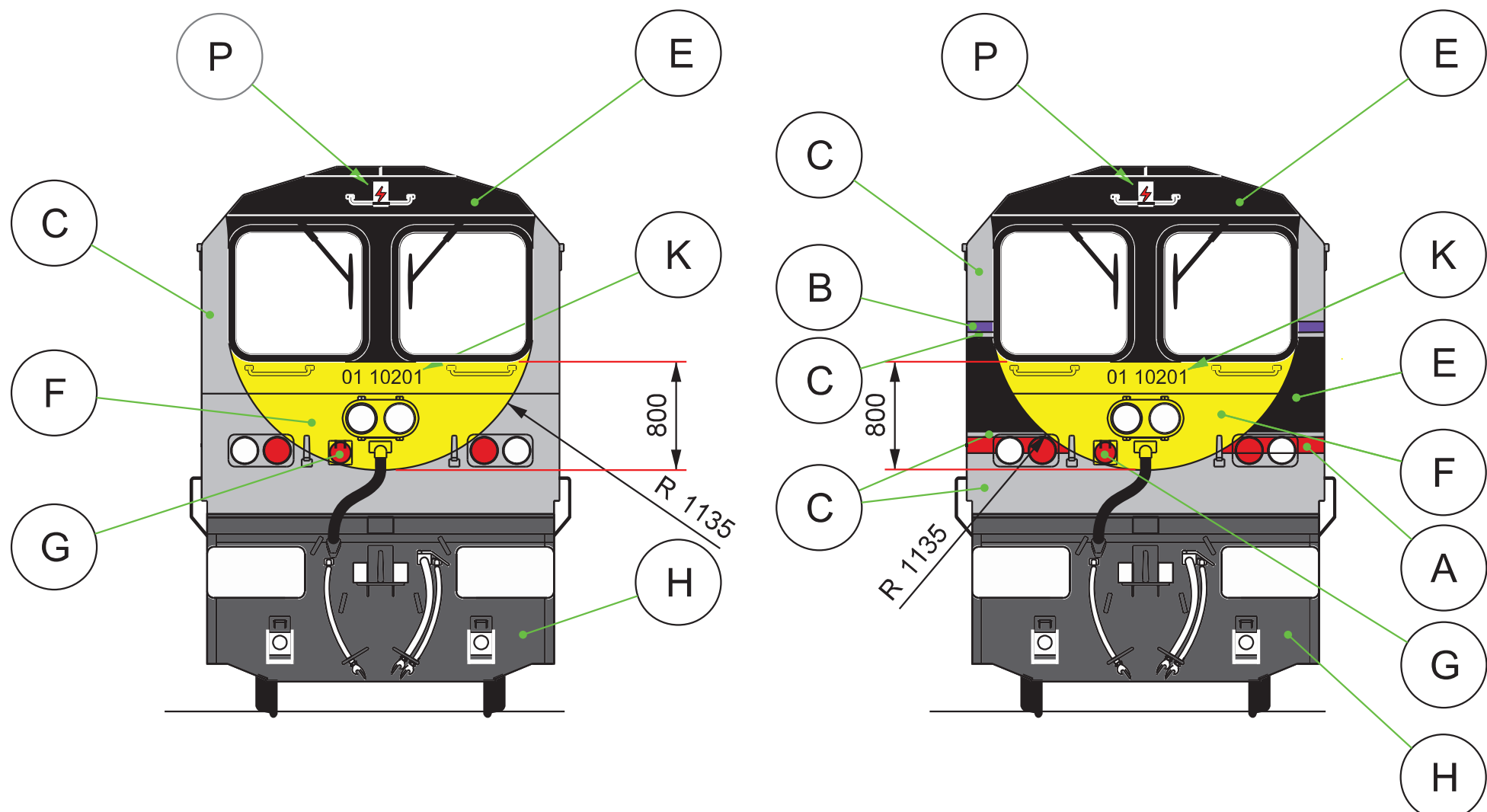
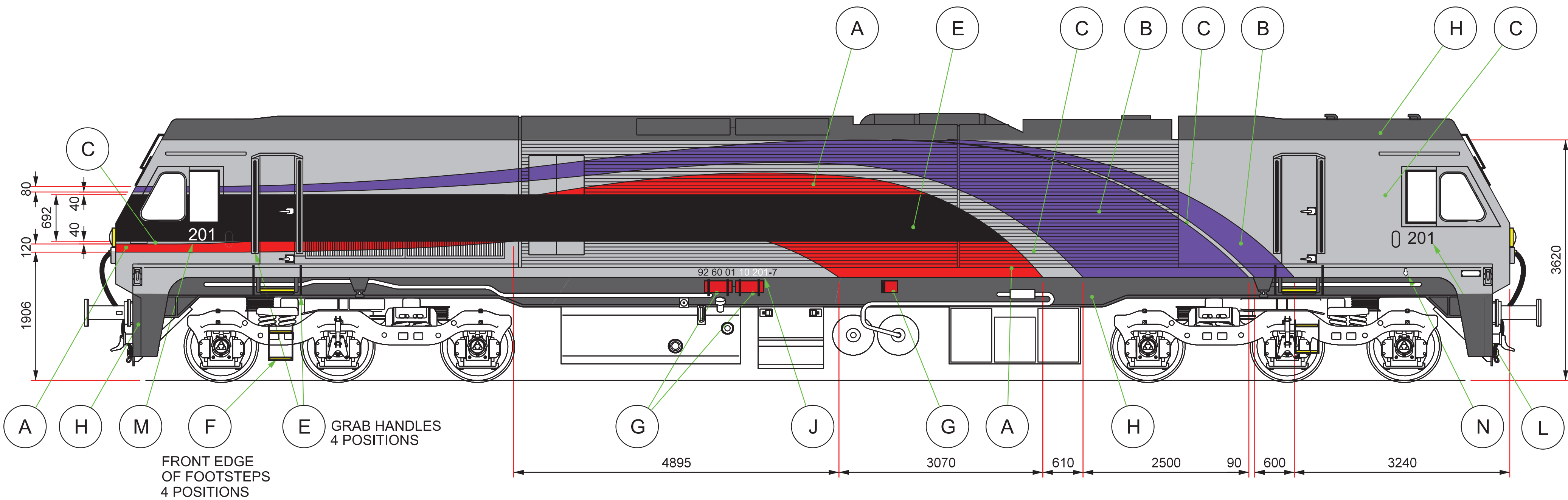
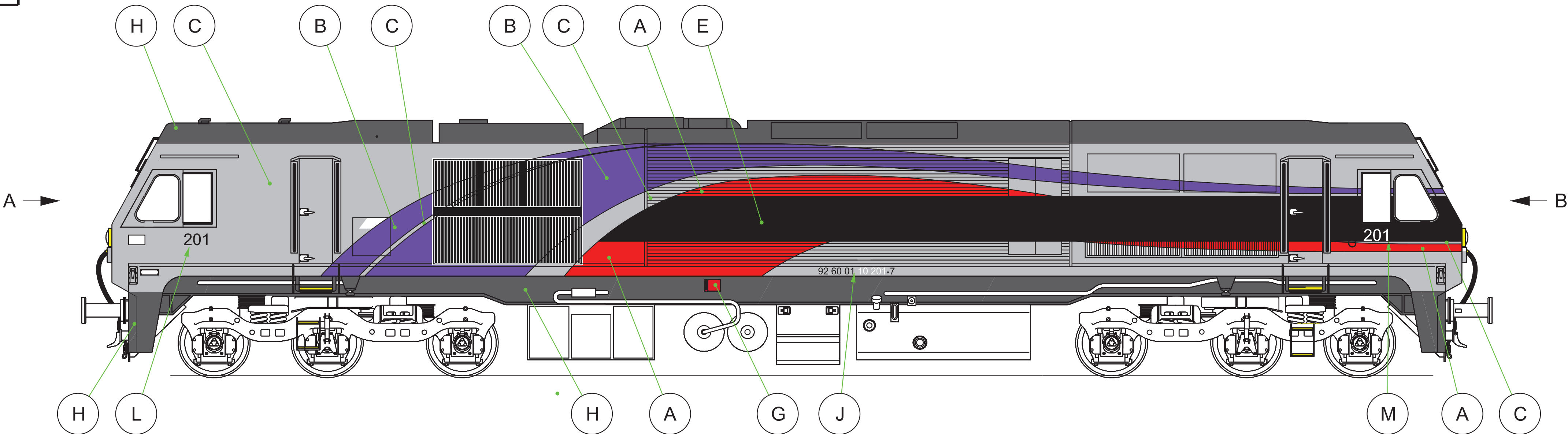
P2	01/15	S.HADFIELD	J.ALTON	G.RACE	
P1	10/14	S.HADFIELD	J.ALTON		
ISSUE	DATE	DRAWN	CHECKED	ENDORSED	APPROVED FOR USE

TITLE		VEHICLE/BOGIE	
ENTERPRISE LIVERY CATERING VEHICLE		DRAWING No. 2622-90-301	
SCALE NTS		MT 232 SECTION	

DRAWING No.
ITL - C0 - 8557684
USED ON:

Uncontrolled Drawing - Issued by the Drawing & Design Office - 20/10/2021

ISSUE	GRID REF	ALTERATION
P1		FIRST ISSUE FOR ITL TASK No.T29367
P2		LIVERY LINES AMENDED
P3		NOTE 4 ADDED. DRAFT REMOVED. ITL TASK T29367.




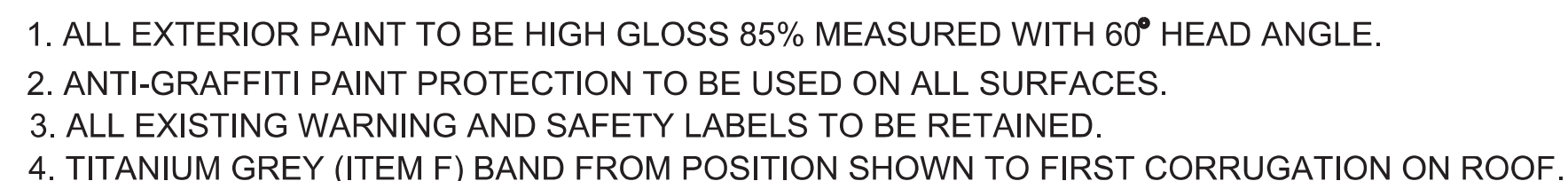
VIEW ON ARROW A

VIEW ON ARROW B

01 ENTERPRISE LIVERY CLASS 201 LOCO

- NOTES
1. ALL EXTERIOR PAINT TO BE HIGH GLOSS 85% MEASURED WITH 60° HEAD ANGLE.
 2. ANTI-GRAFFITI PAINT PROTECTION TO BE USED ON ALL SURFACES.
 3. ALL EXISTING WARNING AND SAFETY LABELS TO BE RETAINED.
 4. FOR LIVERY LINE DETAILS SEE ITL-C0-8557691 & 8557692.

THE TOLERANCE ON DIMENSIONS FOR WHICH NO LIMITS ARE GIVEN SHALL BE AS SHOWN BELOW										UNLESS OTHERWISE STATED: SCREW THREADS ARE TO BS3643 CL 6H/6g. MACHINED SURFACES TO BE 3.2 (BS1134).										© TransLink (NI) Ltd. 2014. ALL RIGHTS RESERVED. No part of this work may be reproduced or transmitted in any form or by means, electronic, mechanical, photocopying, recording or otherwise, or stored in any retrieval system of any nature, without the written permission of TransLink (NI) Ltd, application for which shall be made to the Managing Director.																																							
<table><tr><th>NOMINAL SIZE</th><th>OVER TO</th><th>0</th><th>6</th><th>30</th><th>120</th><th>400</th><th>1000</th><th></th><th></th></tr><tr><td>MACHINED</td><td></td><td>±0.2</td><td>±0.5</td><td>±0.8</td><td>±1.2</td><td>±2</td><td>±3</td><td></td><td></td></tr><tr><td>FABRICATED</td><td></td><td>±1</td><td>±1</td><td>±1.5</td><td>±2</td><td>±3</td><td>±4</td><td></td><td></td></tr></table>										NOMINAL SIZE	OVER TO	0	6	30	120	400	1000			MACHINED		±0.2	±0.5	±0.8	±1.2	±2	±3			FABRICATED		±1	±1	±1.5	±2	±3	±4			WELDING TO BE TO SPEC T2.528. EXPPOSED EDGES OF GAS CUT PLATE TO BE TO BR SPEC 539 QUALITY LEVEL 2. SHARP EDGES TO BE DEBURRED. DIMENSIONS ARE IN MILLIMETRES. DRAWING PRACTICE GENERALLY TO BS308. ALL STANDARDS STATED ON THIS DRAWING ARE TO THE LATEST ISSUE.										DATE SEE NO OF VEHICLES/BOGIES NUMBERS CLASS									
NOMINAL SIZE	OVER TO	0	6	30	120	400	1000																																																				
MACHINED		±0.2	±0.5	±0.8	±1.2	±2	±3																																																				
FABRICATED		±1	±1	±1.5	±2	±3	±4																																																				
PROJECTION										DO NOT SCALE																																																	
																																																											




	2	L	EUROPEAN VEHICLE IDENTIFICATION NUMBER		BLACK & WHITE 80/160mm HIGH TEXT	
	4	K	OVERHEAD WIRES WARNING LABEL			
	4	J	JACKING SYMBOL		2619-93-021	
	2	H	NO ADMITTANCE NOTICE			
	4	G	ENTERPRISE LOGO		1200x380	
	A/R	F	TITANIUM GREY METALLIC PAINT		BMW A36	
	A/R	E	JET BLACK PAINT		RAL 9005-JET BLACK	
	A/R	D	ANTHRACITE GREY PAINT		RAL 7016 ANTHRACITE GREY	
	A/R	C	SILVER PAINT		RAL 9006 WHITE ALUMINIUM	
	A/R	B	SCANIA VIOLET STRIPE		1406135/HMG MBN7	
	A/R	A	RED STRIPE		RAL 3003-RUBY RED	
		-	01 ENTERPRISE LIVRY GENERATOR VEHICLE	8557689-01		
03 02 01 QUANTITY DEF. ASSY	Item	Description		Cat/Part No.	Material Specification	Wt kg

TRANSLINK (NI) LTD
3 MILEWATER ROAD
BELFAST
BT3 9BG



01 ENTERPRISE LIVERY GENERATOR VEHICLE

THE TOLERANCE ON DIMENSIONS FOR WHICH NO LIMITS ARE GIVEN SHALL BE AS SHOWN BELOW							
NOMINAL SIZE	OVER TO	0	6	30	120	400	1000
		6	30	120	400	1000	
MACHINED		±0.2	±0.5	±0.8	±1.2	±2	±3
FABRICATED		±1	±1	±1.5	±2	±3	±4

PROJECTION		DO NOT SCALE
------------	---	--------------

UNLESS OTHERWISE STATED:
SCREW THREADS ARE TO BS3643 CL 6H/6g.
MACHINED SURFACES TO BE 3.2 (BS1134).
WELDING TO BE TO SPEC T/L/T5 0528.
EXPOSED EDGES OF GAS CUT PLATE TO BE
TO BR SPEC 539 QUALITY LEVEL 2.
SHARP EDGES TO BE DEBURRED.
DIMENSIONS ARE IN MILLIMETRES.
DRAWING PRACTICE GENERALLY TO BS308.
ALL STANDARDS STATED ON THIS
DRAWING ARE TO THE LATEST ISSUE

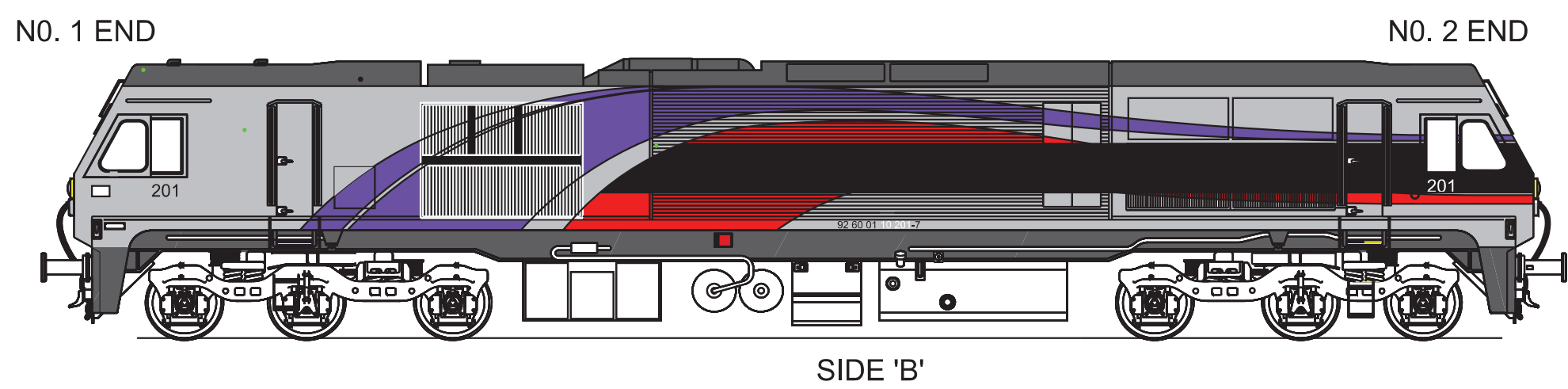

© TransLink (NI) Ltd, 2014.
ALL RIGHTS RESERVED
No part of this work may be reproduced or transmitted in any form or by means, electronic, mechanical, photocopying, recording or otherwise, or stored in any retrieval system of any nature, without the written permission of TransLink (NI) Ltd, application for which shall be made to the Managing Director.

				CL
DATE	SEE	No. OF	NUMBERS	CLASS
		VEHICLES/BOGIES		

TITLE

ENTERPRISE LIVERY
GENERATOR
VEHICLE


VEHICLE/BOGIE		
DRAWING		
No.		
ITL - C0 - 8557689		
SCALE	NTS	MT 232
		SECTION



NOTE
1. FOR LIVERY DIAGRAM SEE ITL-C0-8557684

THE TOLERANCE ON DIMENSIONS FOR WHICH NO LIMITS ARE GIVEN SHALL BE AS SHOWN BELOW						
NOMINAL SIZE	OVER TO	0 6	6 30	30 120	120 400	400 1000
MACHINED		±0.2	±0.5	±0.8	±1.2	±3
FABRICATED		±1	±1	±1.5	±2	±4

PROJECTION




DO NOT SCALE

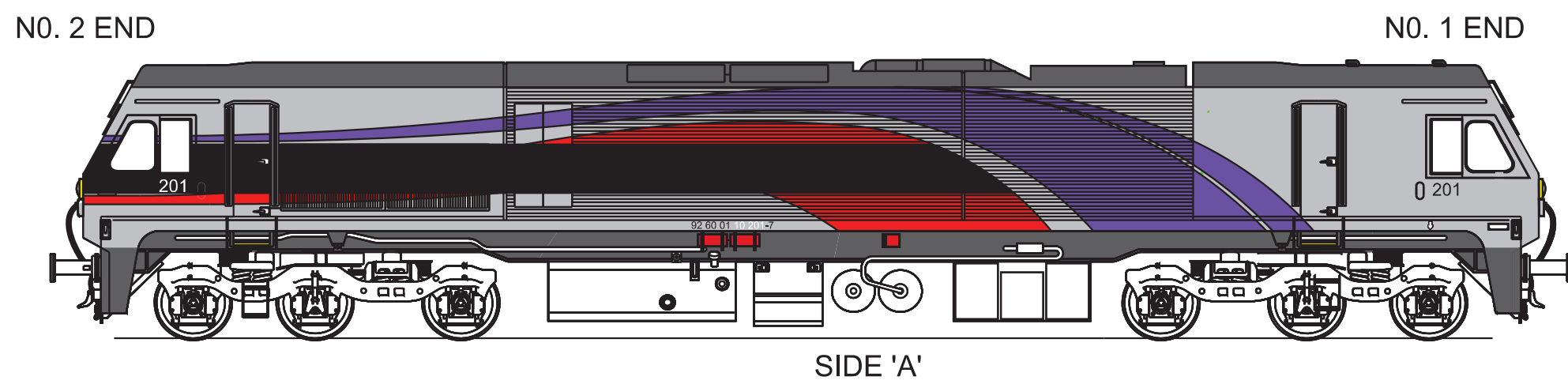
UNLESS OTHERWISE STATED:
SCREW THREADS ARE TO BS3643 CL 6H/6g.
MACHINED SURFACES TO BE 3.2 (P11134).
WELDING TO BE TO SPEC TL/TS 0528.
EXPOSED EDGES OF GAS CUT PLATE TO BE
TO BR SPEC 539 QUALITY LEVEL 2.
SHARP EDGES TO BE DEBURRED.
DIMENSIONS ARE IN MILLIMETRES.
DRAWING PRACTICE GENERALLY TO BS308.
ALL STANDARDS STATED ON THIS
DRAWING ARE TO THE LATEST ISSUE

© TransLink (NI) Ltd, 2014.
ALL RIGHTS RESERVED
No part of this work may be reproduced or transmitted in any form or by means, electronic, mechanical, photocopying, recording or otherwise, or stored in any retrieval system of any nature, without the written permission of TransLink (NI) Ltd, application for which shall be made to the Managing Director.


DATE	SEE	No. OF	NUMBERS	CLASS
	VEHICLES/BOGIES			

		-	01	ENTERPRISE LIVERY LINES SIDE 'B' CLASS 201 LOCO	8557691-01	
03	02	01	Item	Description	Cat/Part No.	Material Specification Vt kg
QUANTITY PER ASSY						
ENTERLINK (NI) LTD 3 MILEWATER ROAD BELFAST BT3 9BG						
P2	01/15	S.HADFIELD		J.ALTON	G.RACE	
P1	12/14	S.HADFIELD				
ISSUE	DATE	DRAWN		CHECKED	ENDORSED	APPROVED FOR USE
TITLE				VEHICLE/BOGIE		
ENTERPRISE LIVERY LINES SIDE 'B' DETAILS CLASS 201 LOCO				DRAWING No.		
				ITL - C0 - 8557691		
				SCALE	1:30	MT 232 SECTION

ISSUE	GRID REF	ALTERATION
P1		FIRST ISSUE FOR ITL TASK No.T29367
P2		DRAFT REMOVED. ITL TASK T29367.



THE TOLERANCE ON DIMENSIONS FOR WHICH NO LIMITS ARE GIVEN SHALL BE AS SHOWN BELOW							
NOMINAL SIZE	OVER TO	0 6	6 30	30 120	120 400	400 1000	1000 —
MACHINED		±0.2	±0.5	±0.8	±1.2	±2	±3
FABRICATED		±1	±1	±1.5	±2	±3	±4

PROJECTION		DO NOT SCALE
------------	---	--------------

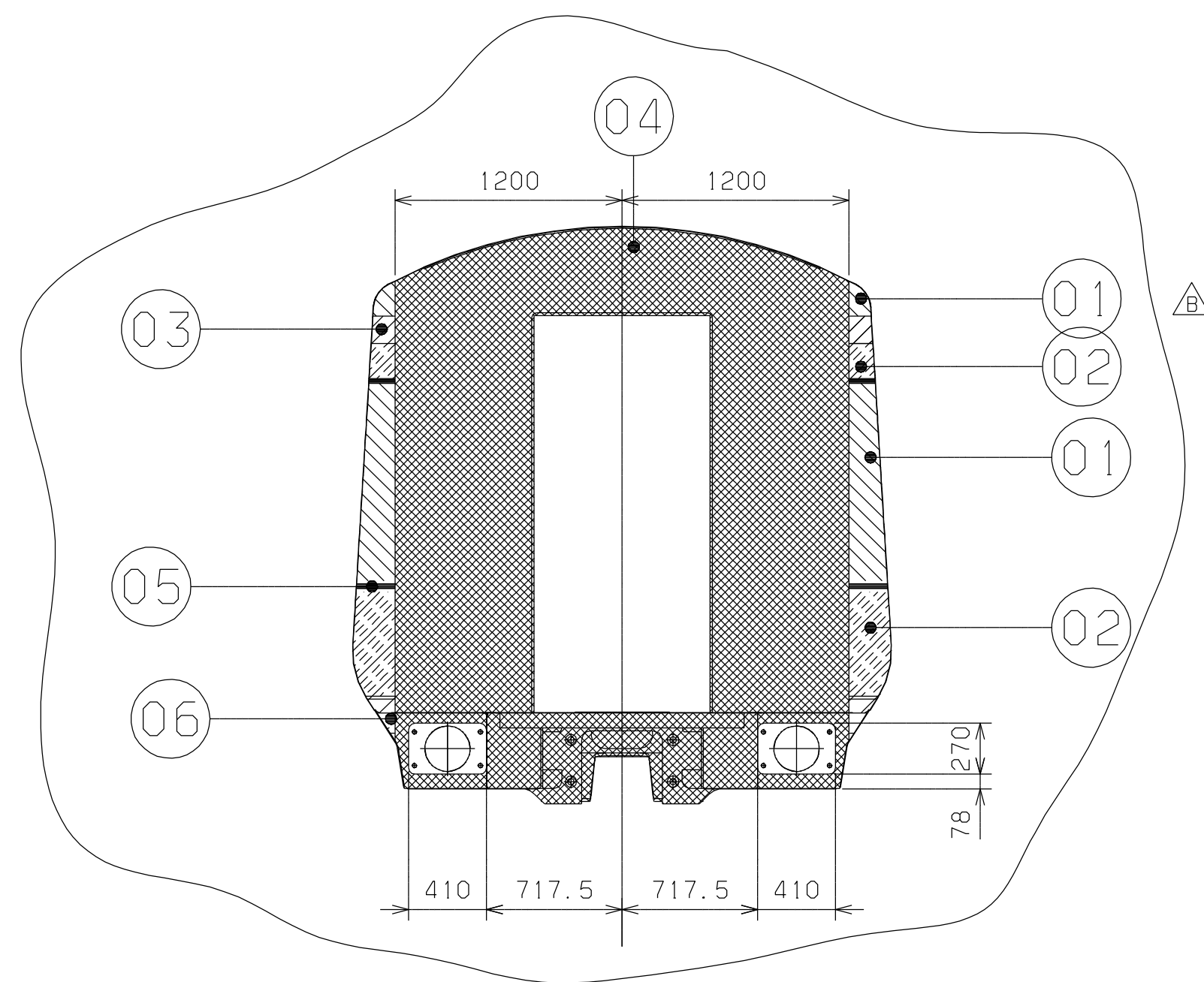
UNLESS OTHERWISE STATED:
SCREW THREADS ARE TO BS3643 CL 6H/6g.
MACHINED SURFACES TO BE 3.2 (BS1134).

WELDING TO BE TO SPEC TL/T5 0528.
EXPOSED EDGES OF GAS CUT PLATE TO BE
TO BR SPEC 539 QUALITY LEVEL 2.
SHARP EDGES TO BE DEBURRED.
DIMENSIONS ARE IN MILLIMETRES.
DRAWING PRACTICE GENERALLY TO BS308.
ALL STANDARDS STATED ON THIS
DRAWING ARE TO THE LATEST ISSUE.



© TransLink (NI) Ltd, 2014.
ALL RIGHTS RESERVED
No part of this work may be reproduced or transmitted in any form or by means, electronic, mechanical, photocopying, recording or otherwise, or stored in any retrieval system of any nature, without the written permission of TransLink (NI) Ltd, application for which shall be made to the Managing Director.

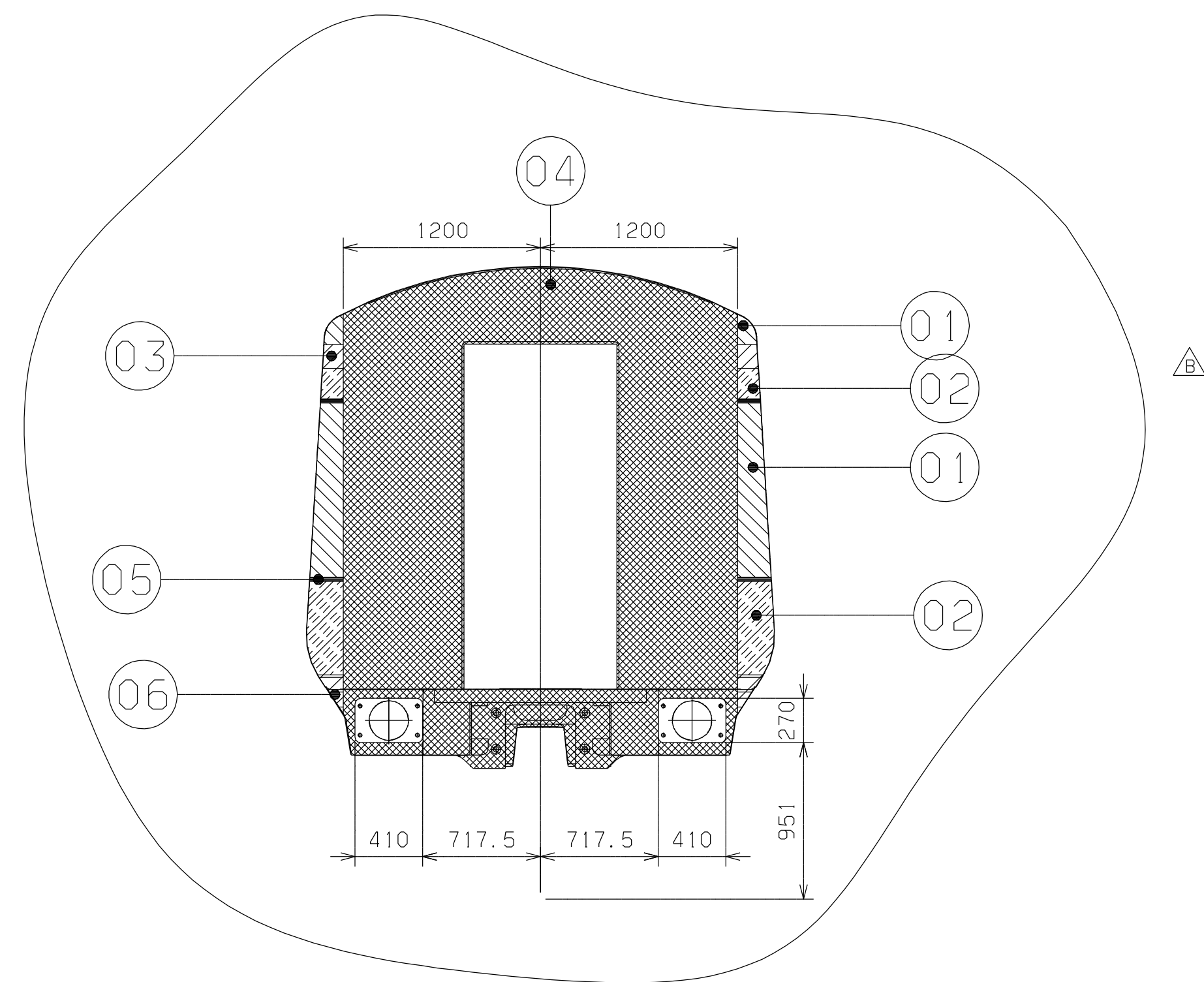
DATE	SEE	No. OF	NUMBERS	CLASS
	VEHICLES/BOGIES			

P2	01/15	S.HADFIELD	J.ALTON	G.RACE	
P1	12/14	S.HADFIELD			
ISSUE	DATE	DRAWN	CHECKED	ENDORSED	APPROVED FOR USE
ENTERPRISE LIVERY LINES SIDE 'A' DETAILS CLASS 201 LOCO			VEHICLE/BOGIE		
			DRAWING No.		
			ITL - C0 - 8557692		
			SCALE	1:30	MT 232 SECTION





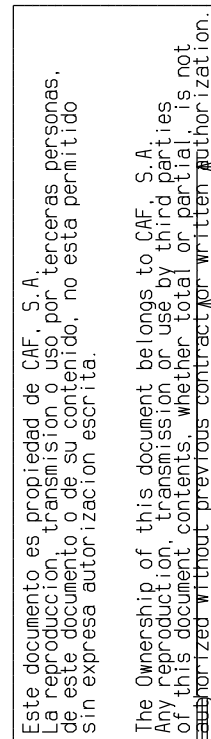
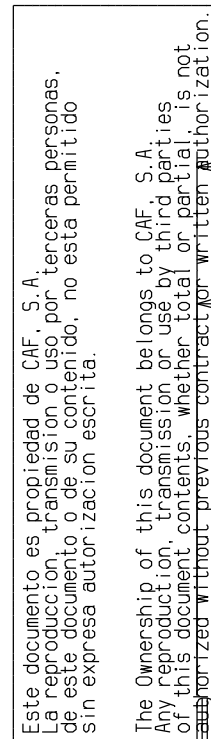
(*)-BAJO BASTIDOR Y BOGIE PINTADO COLOR GRIS OSCURO MARCA 04.

06	VERDE OSCURO DARK GREEN	X		NCS 5700-B70G BRIGHTNESS 85%	0.000	
05	NEGRO JET BLACK	X		RAL 9005 BRIGHTNESS 85%	0.000	
04	DARK SQUIRREL GREY GRIS OSCURO	X		RAL 7000 BRIGHTNESS 40%	0.000	
03	LIGHT GREEN VERDE CLARO	X		NCS 1070-G60Y BRIGHTNESS 85%	0.000	
02	MEDIUM GREEN VERDE MEDIO	X		NCS 4550-G BRIGHTNESS 85%	0.000	
01	METALLIC SILVER PLATA METALIZADO	X		CI AUTOCOLOR 1738B BRIGHTNESS 85%	0.000	
00	EXTERIOR PAINTING FC PINTURA EXTERIOR 1_ CLASE	1			0.000	
ITEM	DESCRIPTION	QTY.	CODIFICATION OR NORMA	MATERIAL	Kg. WEIGHT.	sqm. DIMENS.
			DRAWING N° OR MATERIAL QUALITY: NOTES AND OBSERVATIONS			
MODIFICATIONS						
A 04-06-08, Modif. end paint.						
B 04-09-29, Painting modif. Dim. add. g. Urkolata						
	CHECK.	DATE	NAMES	LOCATION		INDEX
	VERIFIC.			IARNROD EIREANN		
	RENDL.			1E DRAWN. N°:		
		SUSTITUTES TO:				EDITION
	GEN. TOL.	SCALE	DRAWING TITLE:			SHEET
	NF F 00-037	1/30	EXTERIOR PAINTING FC			1
			PINTURA EXTERIOR 1_ CLASE			N° SHEETS 1
	DATE	NAMES	ORIGINATOR:	CAF-BEASAIN		
	DRAWN. 04-02-03		REFERENCE:	E.25.58.002		B
	VERIFIC. 04-02-03	Urkoizer	SUSTITUTES TO:			EDITION




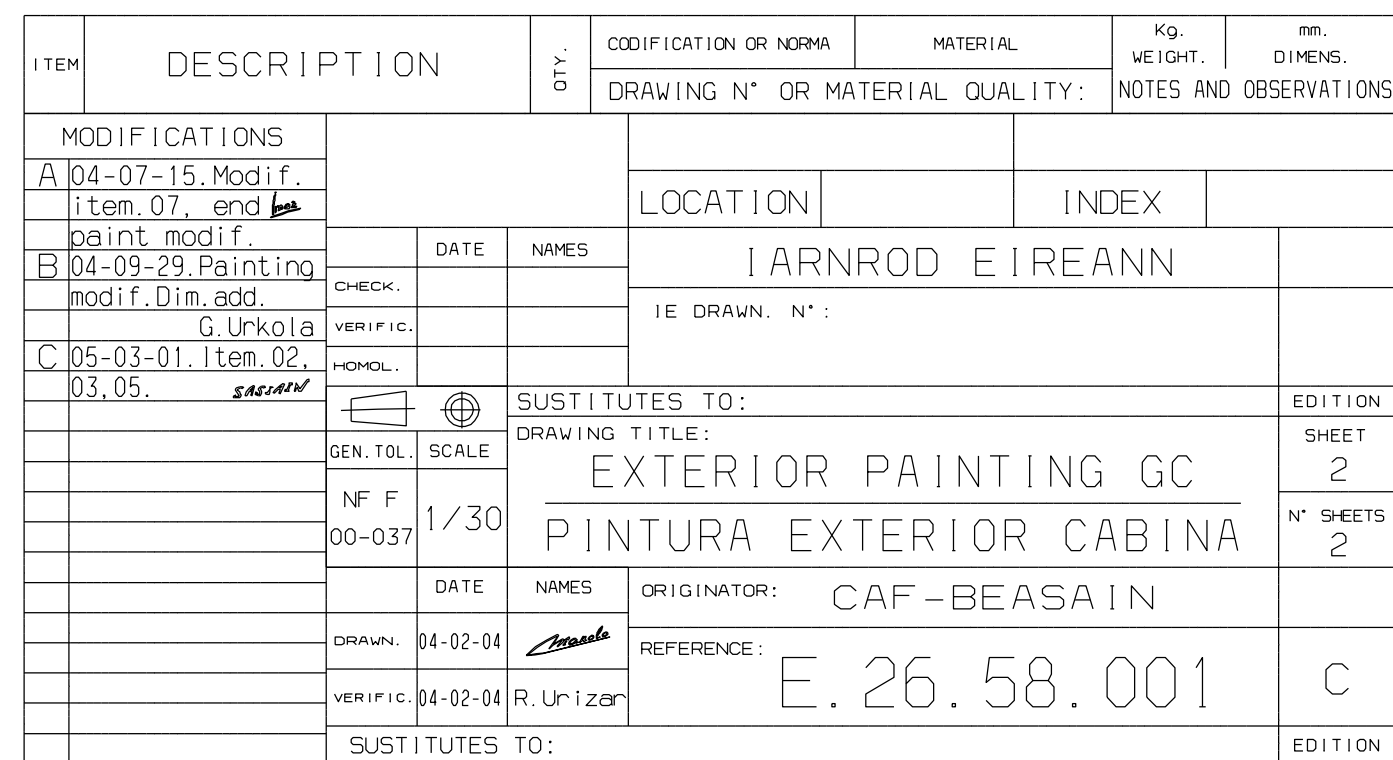
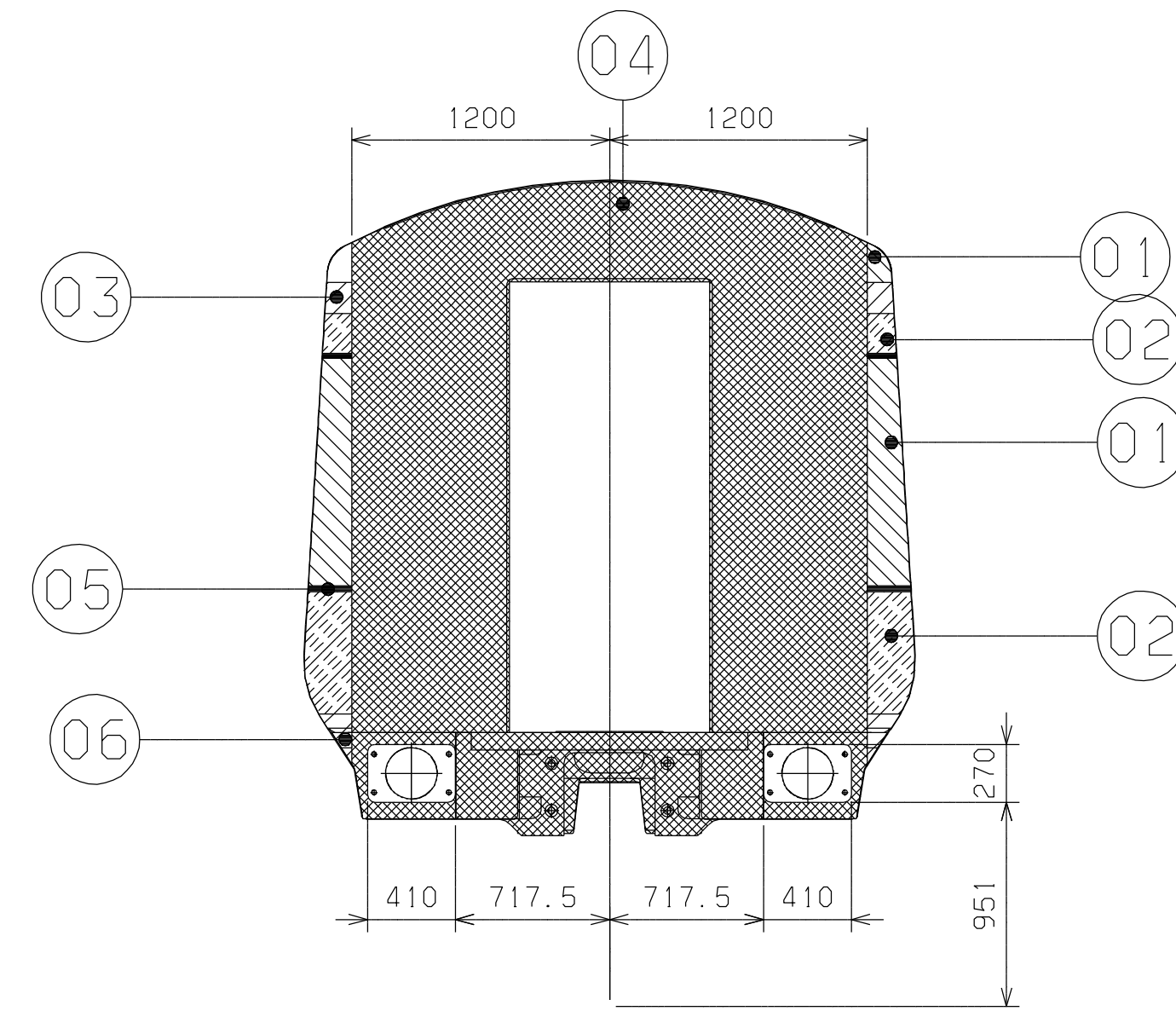
(*)-BAJO BASTIDOR Y BOGIE PINTADO COLOR GRIS OSCURO MARCA 04.

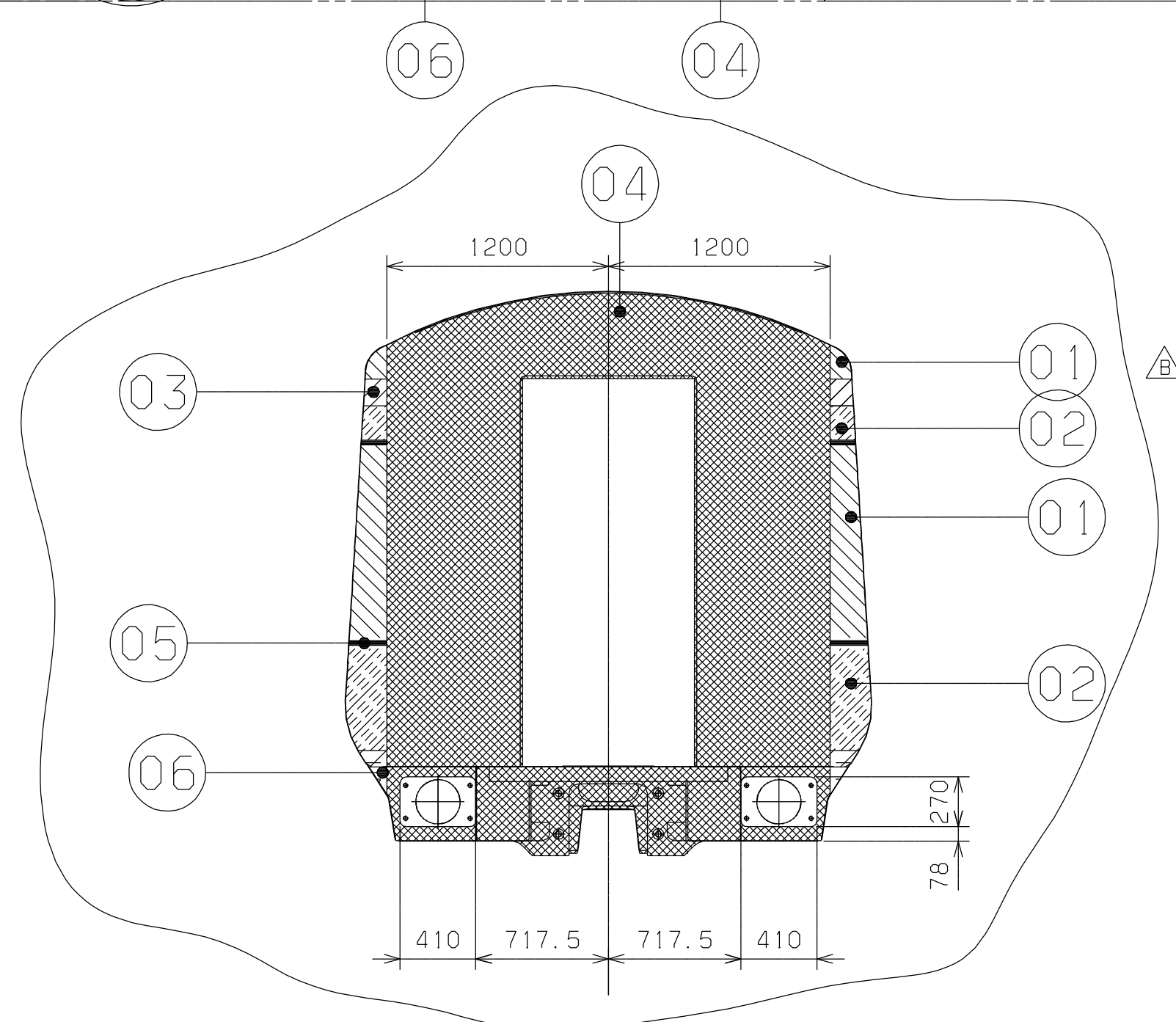
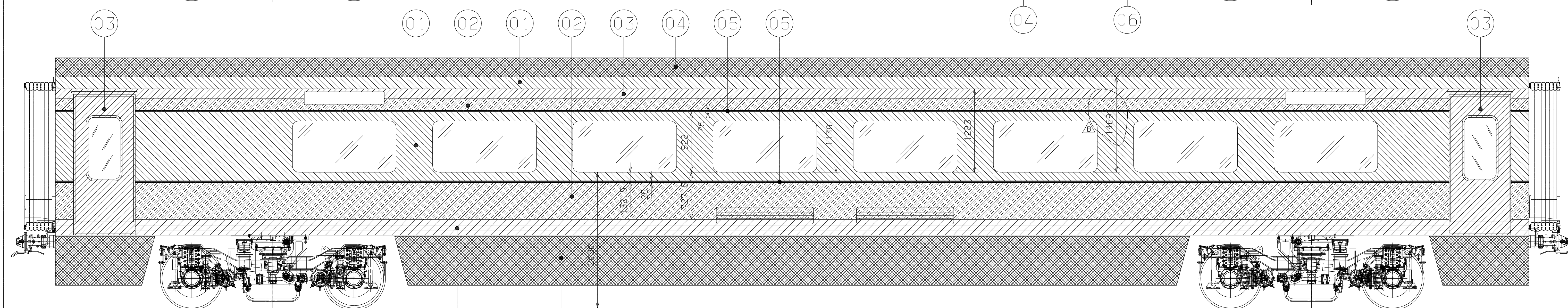
06	DARK GREEN VERDE OSCURO	X		NCS 5702-B70C BRIGHTNESS 85%	0.000			
05	JET BLACK NEGRO	X		RAL 9005 BRIGHTNESS 85%	0.000			
04	DARK SQUIRREL GREY GRIS OSCURO	X		RAL 7000 BRIGHTNESS 40%	0.000			
03	LIGHT GREEN VERDE CLARO	X		NCS 1070-G60Y BRIGHTNESS 85%	0.000			
02	MEDIUM GREEN VERDE MEDIO	X		NCS 4550-G BRIGHTNESS 85%	0.000			
01	METALLIC SILVER PLATA METALIZADO	X		ICI AUTOCOLOR 1738B BRIGHTNESS 85%	0.000			
00	EXTERIOR PAINTING SC PINTURA EXTERIOR STANDARD	1			0.000			
ITEM	DESCRIPTION		QTY.	CODIFICATION OR NORMA	MATERIAL	KG. WEIGHT.	sq. DIMENS.	
				DRAWING N° OR MATERIAL QUALITY:			NOTES AND OBSERVATIONS	
MODIFICATIONS								
A 04-06-08, Modif. end paint.								
B 04-09-29, Painting modif. Dim. and G. Urkola								
	CHECK.	DATE	NAMES	LOCATION		INDEX		
	VERIFIC.			IARNROD EIREANN				
	HONOL.			IE DRAWN. N°:				
		SUSTITUATES TO:					EDITION	
	GEN. TOL.	SCALE	DRAWING TITLE:					SHEET
	NF F 00-037	1/30	EXTERIOR PAINTING SC PINTURA EXTERIOR STANDARD					N° SHEETS 1
	DATE	NAMES	ORIGINATOR:	CAF-BEASAIN				
	DRAWN.	04-02-03		REFERENCE:	E.25.58.501			B
	VERIFIC.	04-02-03	R. Uizer					
	SUSTITUATES TO:							EDITION



07	YELLOW AMARILLO	X		RAL 1021 BRIGHTNESS 85%	0.000
06	DARK GREEN VERDE OSCURO	X		NCS 57020-B70G BRIGHTNESS 85%	0.000
05	JET BLACK NEGRO	X		RAL 9005 BRIGHTNESS 85%	0.000
04	DARK SQUIRREL GREY GRIS OSCURO	X		RAL 7000 BRIGHTNESS 40%	0.000
03	LIGHT GREEN VERDE CLARO	X		NCS 1070-G60Y BRIGHTNESS 85%	0.000
02	MEDIUM GREEN VERDE MEDIO	X		NCS 4550-G BRIGHTNESS 85%	0.000
01	METALLIC SILVER PLATA METALIZADO	X		ICI AUTOCOLOR 1738B BRIGHTNESS 85%	0.000
ITEM	DESCRIPTION	QTY.	CODIFICATION OF NORMA	MATERIAL	KG. WEIGHT.
			DRAWING N° OR MATERIAL QUALITY:		mm. DIMENS.
					NOTES AND OBSERVATION

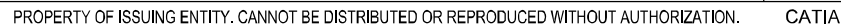
00	EXTERIOR PAINTING GC PINTURA EXTERIOR CABINA		1			0.000	Y
ITEM	DESCRIPTION		QTY.	COORDINATION OR NORMA	MATERIAL	KG. WEIGHT.	mm. DIMENS.
				DRAWING N° OR MATERIAL QUALITY:			
MODIFICATIONS			LOCATION		INDEX		
A	04-07-15, Modif. item. 07, end for paint modif.		IARNROD EIREANN				
B	04-09-29 Painting modif. Dim. add. C. Urkaja		CHECK.	DATE	NAMES		
			VERIFIC.				
C	05-03-01, Item 02 03.05. <i>SACAIN</i>		FORMIC.				
				SUSTITUTES TO:			EDITION
	GEN. TOL.		SCALE	DRAWING TITLE:			SHEET
	NF F 00-037		1/30	EXTERIOR PAINTING GC PINTURA EXTERIOR CABINA			1
			DATE	NAMES	ORIGINATOR:	CAF-BEASAIN	N° SHEETS 2
	DRAWN:		04-02-04	<i>Amale</i>	REFERENCE:	E. 26.58.001	C
	VERIFIC.		04-02-04	R. Uizer			
SUSTITUTES TO:							EDITION

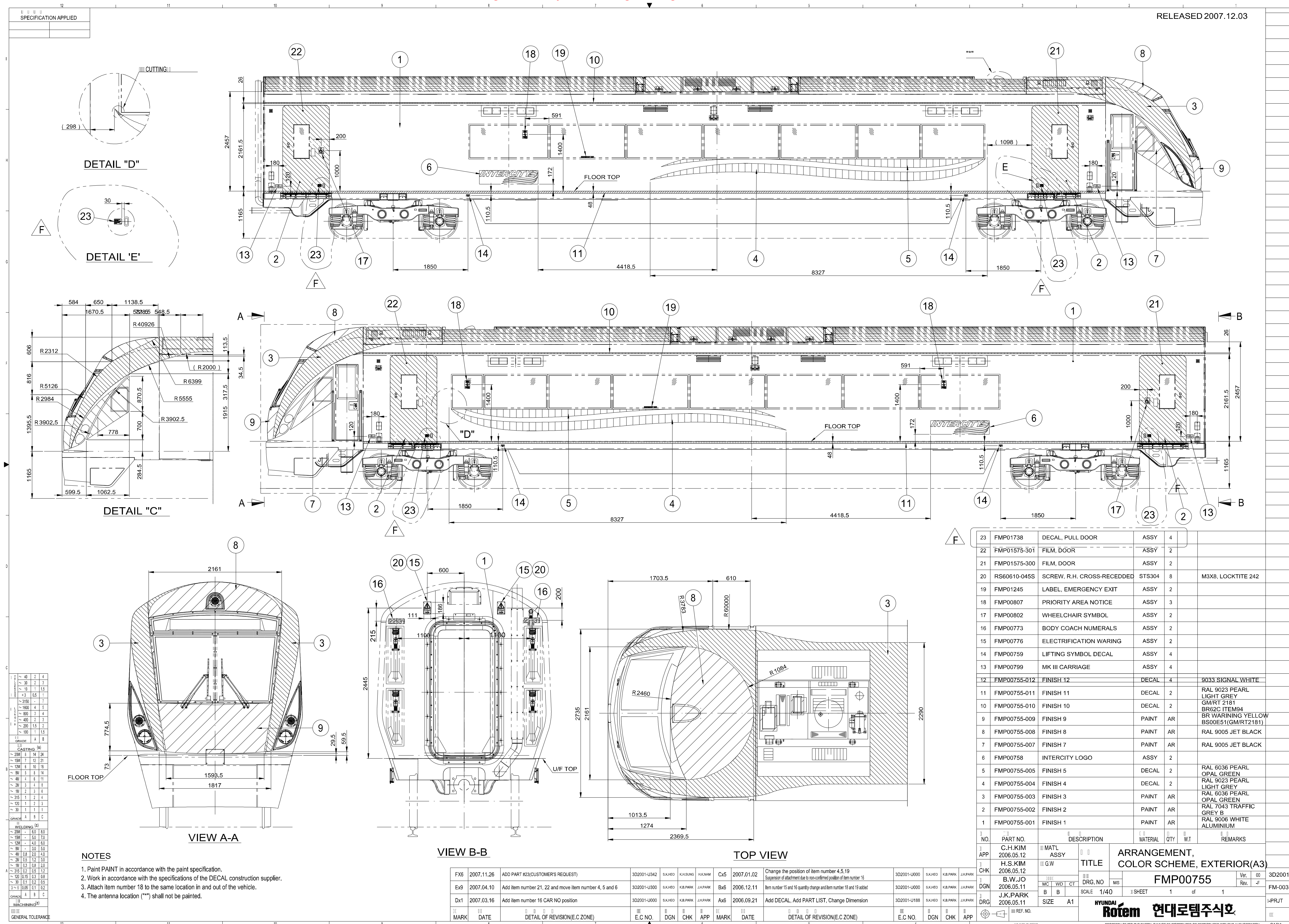




(*)-BAJO BASTIDOR Y BOGIE PINTADO COLOR GRIS OSCURO MARCA 04.

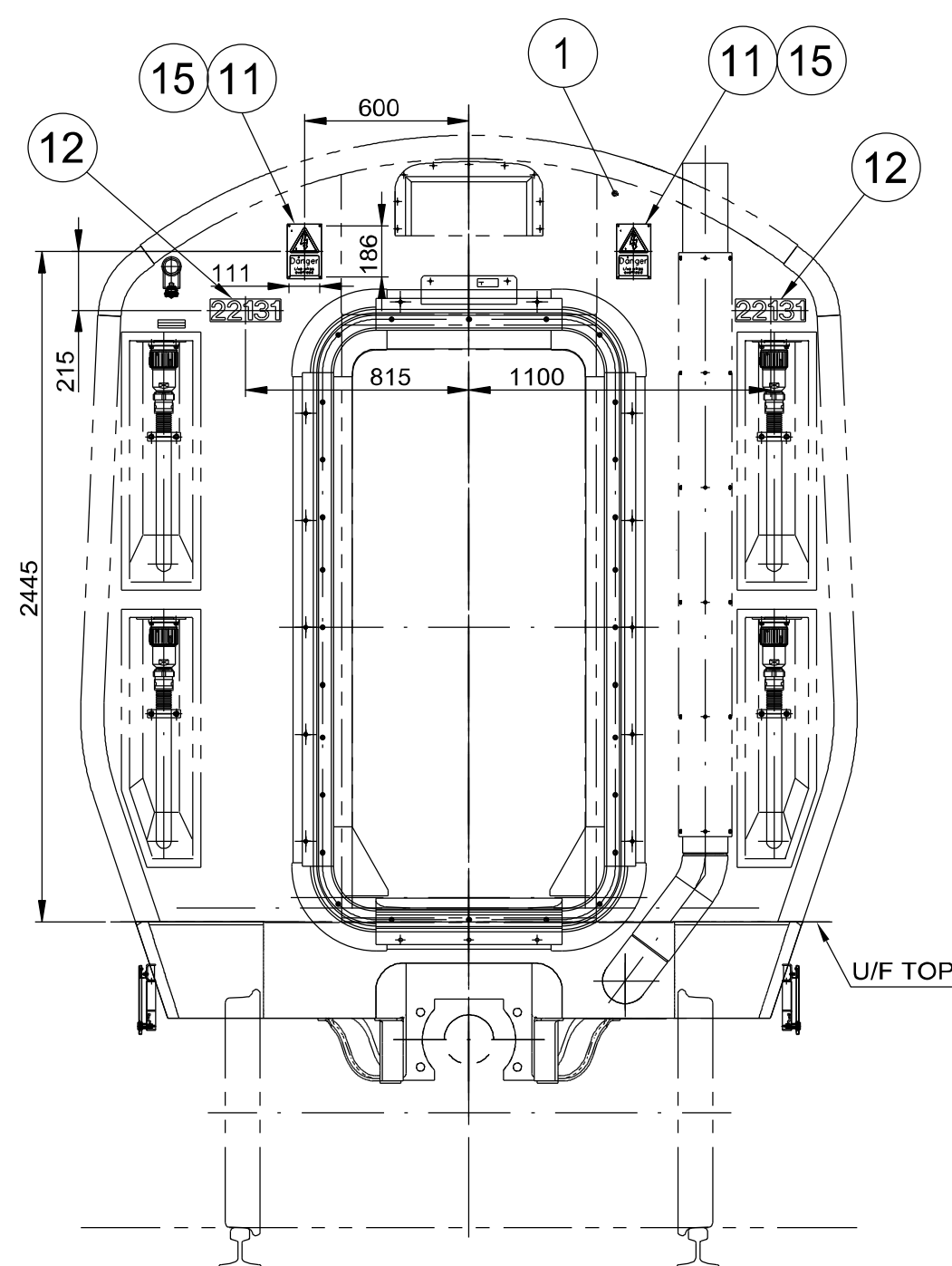
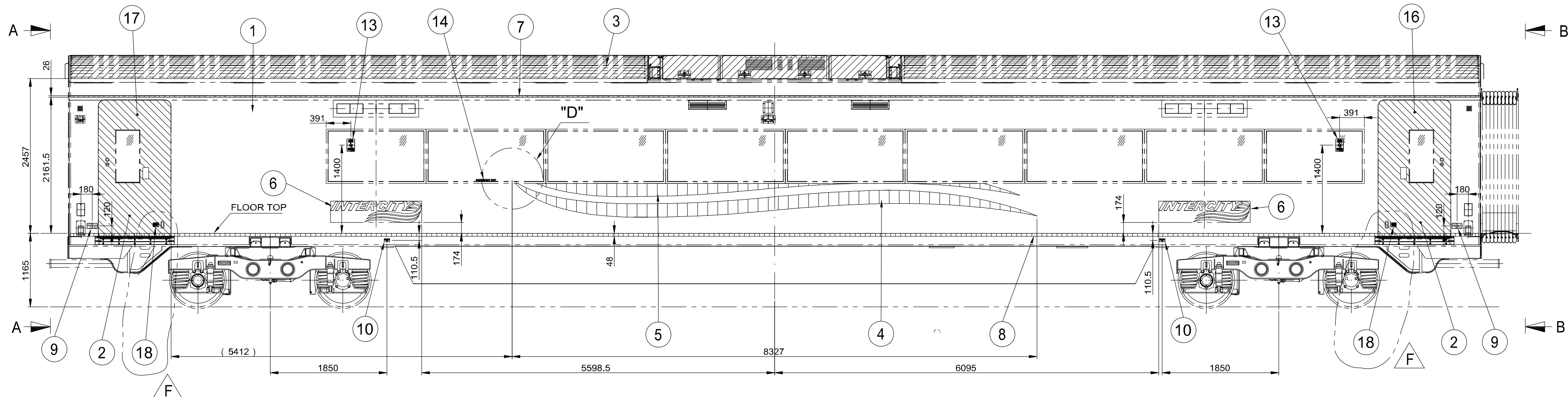
[illegible]





TYPICAL TOLERANCES	MILLING			
	1	2	3	4
D DIN 7175 H7	~40	2	4	
	~30	2	3	
	~10	1	1.5	
	~3	0.5	1	
	~3150		7	
	~1600	4	5	
	~800	3	4	
	~400	2	3	
	~200	1.5	2	
	~100	1	1.5	
H	GRADE		A B	
	CASTING (μ)			
E DIN 7175 H7	~200	6	14	24
	~15M	7	12	21
	~12M	6	10	18
	~8M	5	8	14
	~4M	4	6	11
	~2M	3	4	8
	~1M	2	3	6
	~315	1	2	4
	~120	1	2	3
	~30	1	1	1
F	GRADE		A B C	
	WELDING (μ)			
G DIN 7175 H7	~200	1	6.0	8.0
	~15M	1	5.0	7.0
	~12M	1	4.0	6.0
	~8M	1	3.0	5.0
	~4M	0.8	2.0	4.0
	~2M	0.5	1.2	3.0
	~1M	0.3	0.8	2.0
	~315	0.2	0.5	1.2
	~120	0.15	0.3	0.8
	~30	0.1	0.2	0.5
~3	0.05	0.1	0.2	
I	GRADE		A B C	
	TURNING (μ)			

GENERAL TOLERANCE




1. Paint PAINT in accordance with the paint specification.
2. Work in accordance with the specifications of the DECAL construction supplier.
3. Attach item number 13 so that the inside and outside of the vehicle are in the same position

NO.		PART NO.		DESCRIPTION		MATERIAL		QTY	W.T	REMARKS		
APP		C.H.KIM 2006.05.12		MATL ASSY		ARRANGEMENT, COLOR SCHEME, EXTERIOR(B)						
CHK		H.S.KIM 2006.05.12		GW								
DGN		B.W.JO 2006.05.11		DRG. NO		MS		FMP00756				Ver. 00
DRG		J.K.PARK 2006.05.11		SCALE 1/40		SHEET 1		of 1		Rev. #F		
		SIZE A1		HYUNDAI Rotem 현대로템주식회사								
PP		REF. NO.										

HYUNDAI
Rotem **현대로템주식회사**

[illegible]



10		9		8		7		6		5		4		3		2		1																																																																																																																																																																																																																																	
DRAWING NUMBER																		PREFIX		VEHICLE		Veh. Qty.																																																																																																																																																																																																																													
555510/012																		5555		Standard Parts		As Req.																																																																																																																																																																																																																													
<table><tr><td colspan="2">MOD</td><td colspan="2">GRID REF</td><td colspan="10">DESCRIPTION</td><td colspan="2">DRAWN</td><td colspan="2">C'ED.</td><td colspan="2">DATE</td><td colspan="2">ER No.</td></tr><tr><td colspan="2"></td><td colspan="2"></td><td colspan="10">Dimension without tolerance should be kept within the following limits</td><td colspan="2">DRAWN</td><td colspan="2">G.Duffy</td><td colspan="2">TITLE</td><td colspan="2">Standard Multiple Parts</td><td colspan="2">ER No.</td><td colspan="2">12-090</td></tr><tr><td colspan="2"></td><td colspan="2"></td><td colspan="10">0 to 5 : ± 0.1</td><td colspan="2">CHECKED</td><td colspan="2">P.Curran</td><td colspan="2">SUB TITLE</td><td colspan="2">Exterior Installations</td><td colspan="2">DRAWING NUMBER</td><td colspan="2"></td></tr><tr><td colspan="2"></td><td colspan="2"></td><td colspan="10">5 to 100 : ± 0.2</td><td colspan="2">AUTHORIZED</td><td colspan="2">S.Costello</td><td colspan="2">SUBJECT</td><td colspan="2">Arrangements, Details and Fittings</td><td colspan="2"></td><td colspan="2"></td></tr><tr><td colspan="2"></td><td colspan="2"></td><td colspan="10">100 to 250 : ± 0.5</td><td colspan="2">DATE</td><td colspan="2">6/12/12</td><td colspan="2" rowspan="3">Mk4 Diner Bodyside Logo Location</td><td colspan="2" rowspan="3">555510/012</td><td colspan="2" rowspan="3">SHEET</td><td colspan="2" rowspan="3">OF</td></tr><tr><td colspan="2"></td><td colspan="2"></td><td colspan="10">250 to 500 : ± 1.0</td><td colspan="2">SCALE</td><td colspan="2">1:70</td></tr><tr><td colspan="2"></td><td colspan="2"></td><td colspan="10">from 500 : ± 1.5</td><td colspan="2">SURFACE TEXTURE Ra VALUE</td><td colspan="2">WELDING TO ISO 2553</td></tr><tr><td colspan="2"></td><td colspan="2"></td><td colspan="10">Technical Services Inchicore Works. Dublin 8. Ph No 703 3784 Fax. No. 453 7329</td><td colspan="2" rowspan="2"></td><td colspan="2" rowspan="2"></td><td colspan="2">ISSUE No.</td><td colspan="2">1</td></tr><tr><td colspan="2"></td><td colspan="2"></td><td colspan="10">Copyright Iarnród Éireann All rights reserved.</td><td colspan="2">LOCATION</td><td colspan="2">INDEX</td></tr><tr><td colspan="2"></td><td colspan="2"></td><td colspan="10"></td><td colspan="2"></td><td colspan="2"></td><td colspan="2">72</td><td colspan="2">168</td></tr></table>																				MOD		GRID REF		DESCRIPTION										DRAWN		C'ED.		DATE		ER No.						Dimension without tolerance should be kept within the following limits										DRAWN		G.Duffy		TITLE		Standard Multiple Parts		ER No.		12-090						0 to 5 : ± 0.1										CHECKED		P.Curran		SUB TITLE		Exterior Installations		DRAWING NUMBER								5 to 100 : ± 0.2										AUTHORIZED		S.Costello		SUBJECT		Arrangements, Details and Fittings										100 to 250 : ± 0.5										DATE		6/12/12		Mk4 Diner Bodyside Logo Location		555510/012		SHEET		OF						250 to 500 : ± 1.0										SCALE		1:70						from 500 : ± 1.5										SURFACE TEXTURE Ra VALUE		WELDING TO ISO 2553						Technical Services Inchicore Works. Dublin 8. Ph No 703 3784 Fax. No. 453 7329														ISSUE No.		1						Copyright Iarnród Éireann All rights reserved.										LOCATION		INDEX																				72		168	
MOD		GRID REF		DESCRIPTION										DRAWN		C'ED.		DATE		ER No.																																																																																																																																																																																																																															
				Dimension without tolerance should be kept within the following limits										DRAWN		G.Duffy		TITLE		Standard Multiple Parts		ER No.		12-090																																																																																																																																																																																																																											
				0 to 5 : ± 0.1										CHECKED		P.Curran		SUB TITLE		Exterior Installations		DRAWING NUMBER																																																																																																																																																																																																																													
				5 to 100 : ± 0.2										AUTHORIZED		S.Costello		SUBJECT		Arrangements, Details and Fittings																																																																																																																																																																																																																															
				100 to 250 : ± 0.5										DATE		6/12/12		Mk4 Diner Bodyside Logo Location		555510/012		SHEET		OF																																																																																																																																																																																																																											
				250 to 500 : ± 1.0										SCALE		1:70																																																																																																																																																																																																																																			
				from 500 : ± 1.5										SURFACE TEXTURE Ra VALUE		WELDING TO ISO 2553																																																																																																																																																																																																																																			
				Technical Services Inchicore Works. Dublin 8. Ph No 703 3784 Fax. No. 453 7329														ISSUE No.		1																																																																																																																																																																																																																															
				Copyright Iarnród Éireann All rights reserved.														LOCATION		INDEX																																																																																																																																																																																																																															
																		72		168																																																																																																																																																																																																																															
2		4		Bodyside Company Logo(White)				555500/919																																																																																																																																																																																																																																											
1				Location																																																																																																																																																																																																																																															
ITEM		ASSY QTY		DESCRIPTION		MATERIAL SPEC.		DWN./CAT.No.		Wt.kg.																																																																																																																																																																																																																																									
10		9		8		7		6		5		4		3		2		1																																																																																																																																																																																																																																	