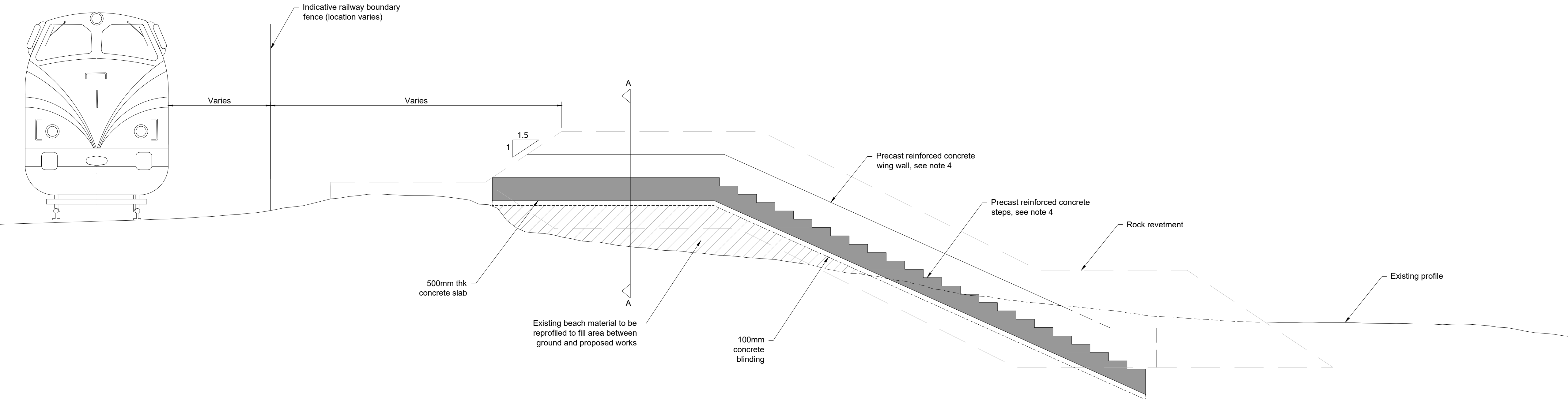
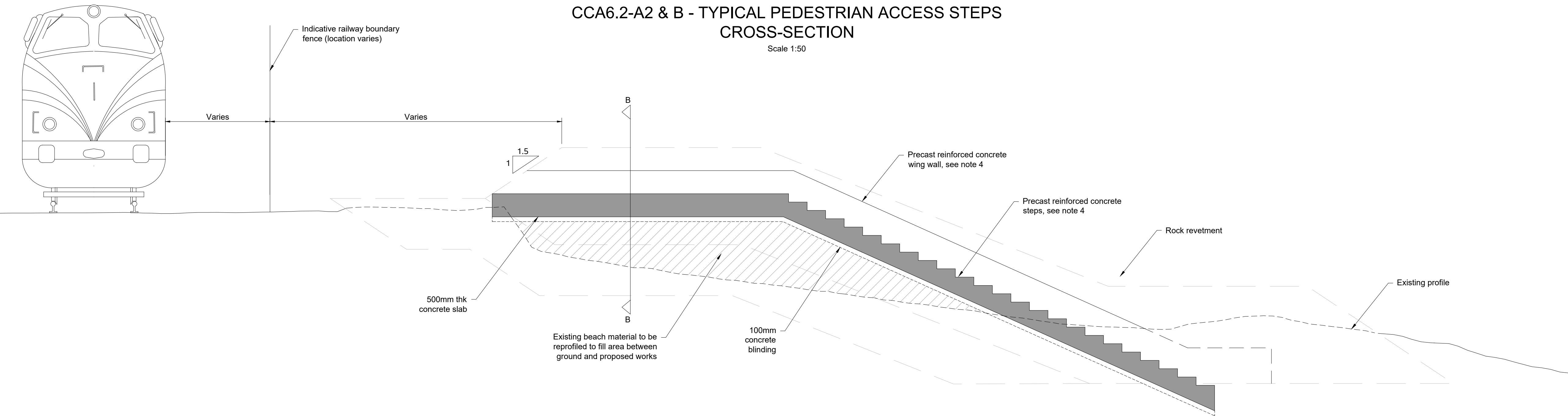


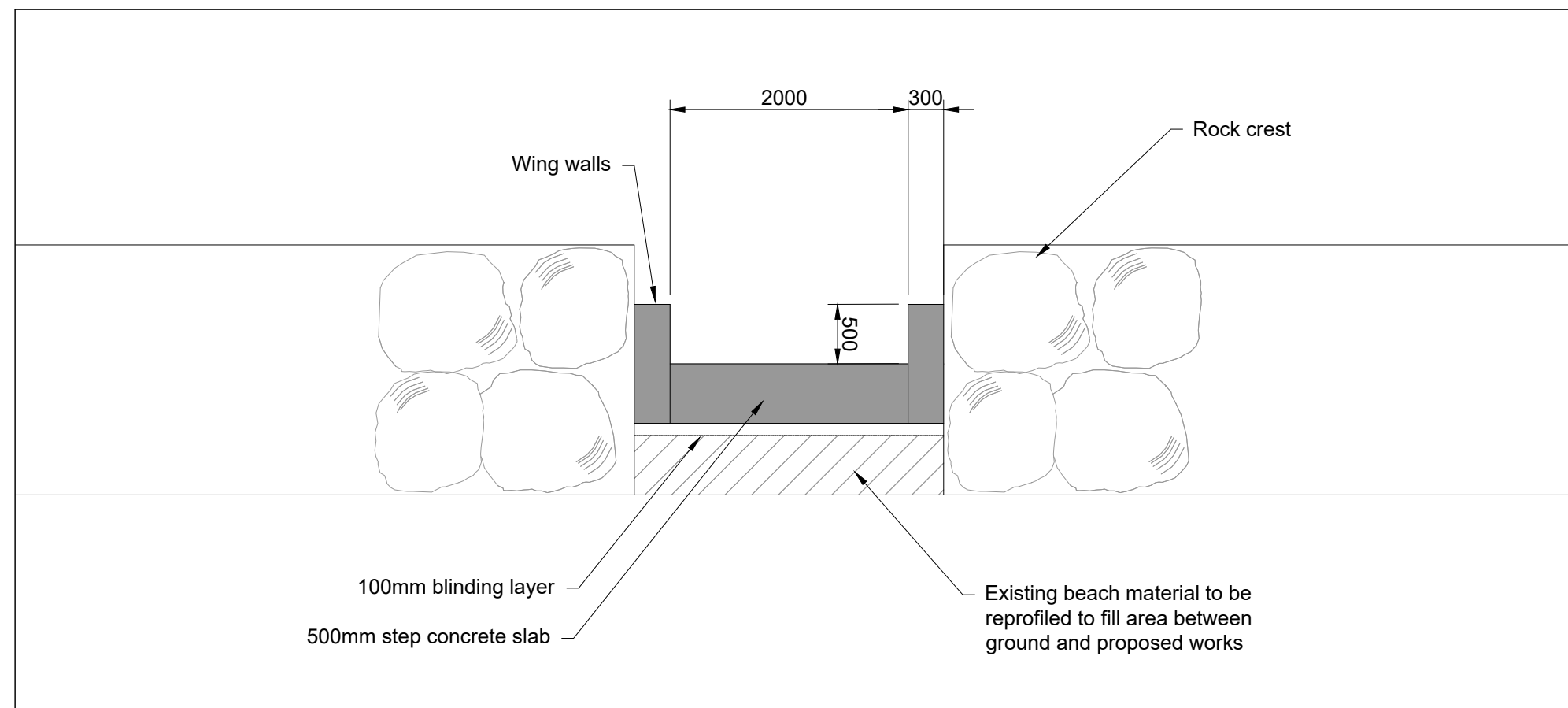
C:\pwworking\jacobs-emea-01\60189042\7694-CCA6_2-P3-DWG-CV-JAC-0400.dwg - 21/07/2025 18:21:07 - A1Frame - LAWREND



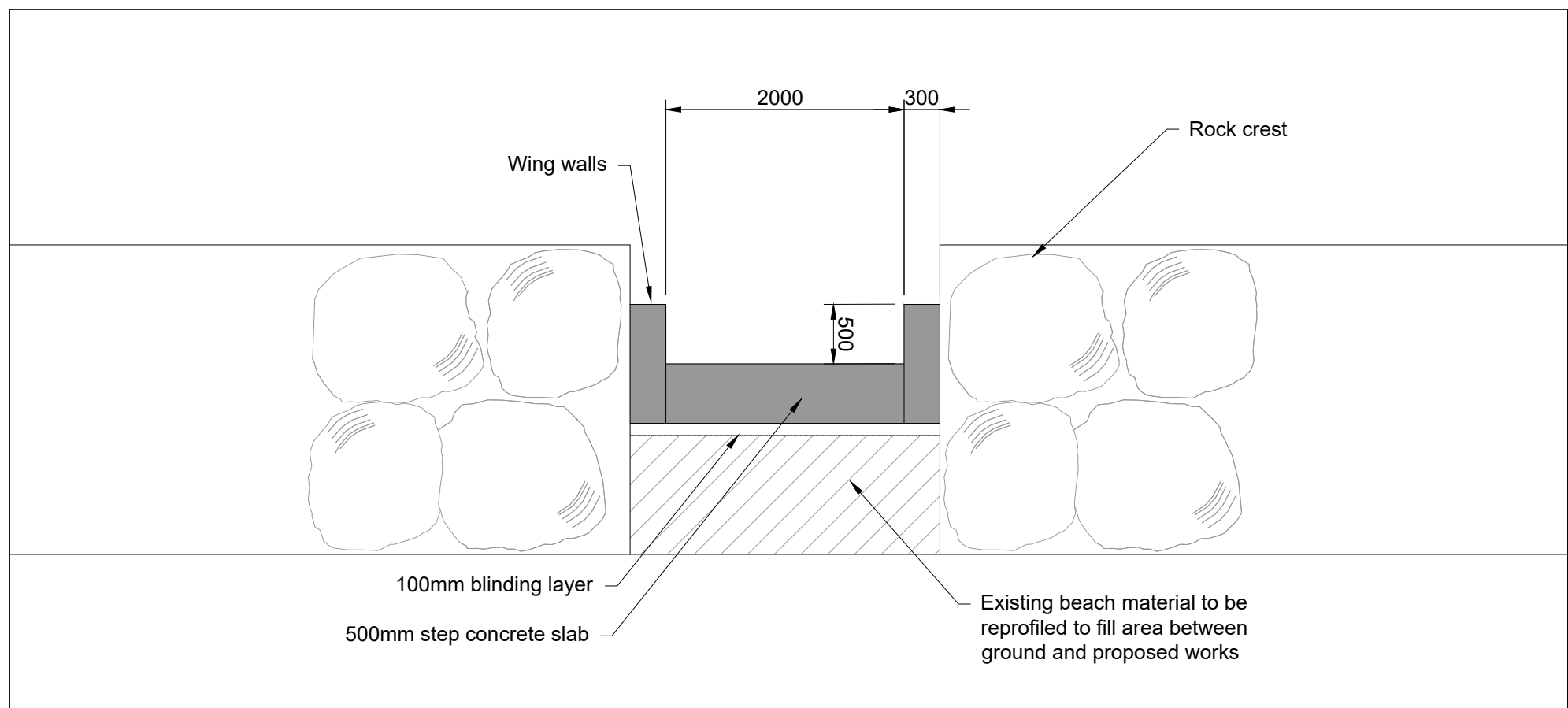
CCA6.2-A2 & B - TYPICAL PEDESTRIAN ACCESS STEPS
CROSS-SECTION
Scale 1:50



CCA6.2-C2 - TYPICAL PEDESTRIAN ACCESS STEPS
CROSS-SECTION
Scale 1:50



SECTION A-A
Scale 1:50



SECTION B-B
Scale 1:50



NOTES

1. Do not scale from this drawing.
2. Size and location of all structures is indicative only and to be determined through design development.
3. For locations of pedestrian access steps, refer to General Arrangement Plans;
7694-CCA6_1-P3-DWG-CV-JAC-0200 to
7694-CCA6_1-P3-DWG-CV-JAC-0207
4. Detail of precast steps including number of step units, joints and lifting points to be determined through design development.

LEGEND

 Proposed reinforced concrete

Rev	Rev. Date	Purpose of revision	Drawn	Checked	Rev'd	Apprv'd
B	21/07/2025	FINAL FOLLOWING CLIENT COMMENTS	EJ	JS	JD	DK
A	06/06/2025	For Client Comment and Review	AE	PF	JD	DK

Client


Designer:

Termini Building, 2nd Floor, 3 Arkie Road, Sandyford,
Dublin D18 CC05, Ireland. D04F02C5
Tel: +353 (0)1 269 5666
www.jacobs.com

Project


Drawing title
**NEWCASTLE TO WICKLOW MURROUGH
CCA6.2 PHASE 3 DESIGN
TYPICAL ACCESS DETAILS**

Drawing status			
Issue for Acceptance			
State Code	Contract / Work Package 6.2		
Project Stage	Preliminary Design		
Scale	1:50	DO NOT SCALE	
Jacobs No.	D3658300	Rev	B
Client no.	7694		
Drawing number	7694- CCA6_2 - P3 -	Project No	Work Package
Type	Discipline	Originator	Number
DWG- CV	- JAC		- 0400